

DDR4 DIMM

TE Internal #: 2309408-1  
SO DIMM Sockets, Small Outline (SO), Stack Height .157 in [4 mm],  
Right Angle Module Orientation, 260 Position, .02 in [.5 mm]  
Centerline, DDR4 DIMM

[View on TE.com >](#)



Connectors > Socket Connectors > Memory Sockets > SO DIMM Sockets > DDR4 SO DIMM Sockets



DRAM Type: **Small Outline (SO)**  
Stack Height: **4 mm [ .157 in ]**  
Module Orientation: **Right Angle**  
Number of Positions: **260**  
Centerline (Pitch): **.5 mm [ .02 in ]**

[All DDR4 SO DIMM Sockets \(39\)](#)

Features

Product Type Features

Connector System	Cable-to-Board
Connector & Contact Terminates To	Printed Circuit Board
DRAM Type	Small Outline (SO)

Configuration Features

Number of Keys	1
Number of Rows	2
Module Orientation	Right Angle
Number of Positions	260

Electrical Characteristics

DRAM Voltage	1.2 V
--------------	-------

Signal Characteristics

SGRAM Voltage	1.2 V
---------------	-------

Body Features

Ejector Location	Both Ends
Latch Material	High Temperature Thermoplastic



Retention Post Location	Both Ends
Ejector Type	Locking
Connector Profile	Low

Contact Features

Memory Socket Type	Memory Card
PCB Contact Termination Area Plating Material	Gold Flash
Contact Base Material	Copper Alloy
Contact Current Rating (Max)	.5 A
Contact Mating Area Plating Material	Gold Flash

Termination Features

Insertion Style	Cam-In
Termination Method to Printed Circuit Board	Surface Mount

Mechanical Attachment

Mating Alignment Type	Reverse Keying
PCB Mount Retention	With
PCB Mount Retention Type	Solder Peg
Connector Mounting Type	Board Mount

Housing Features

Housing Material	High Temperature Thermoplastic
Housing Color	Black
Centerline (Pitch)	.5 mm[.02 in]

Dimensions

Stack Height	4 mm[.157 in]
Row-to-Row Spacing	8.2 mm[.322 in]

Usage Conditions

Operating Temperature Range	-55 – 85 °C[-67 – 185 °F]
-----------------------------	---------------------------

Operation/Application

Circuit Application	Power
---------------------	-------

Industry Standards

UL Flammability Rating	UL 94V-0
------------------------	----------

Packaging Features

--	--



Packaging Quantity	900
Packaging Method	Tape & Reel

Product Compliance

For compliance documentation, visit the product page on TE.com>

EU RoHS Directive 2011/65/EU	Compliant
EU ELV Directive 2000/53/EC	Compliant
China RoHS 2 Directive MIIT Order No 32, 2016	No Restricted Materials Above Threshold
EU REACH Regulation (EC) No. 1907/2006	Current ECHA Candidate List: JAN 2024 (240) Candidate List Declared Against: JAN 2024 (240) Does not contain REACH SVHC
Halogen Content	Low Halogen - Br, Cl, F, I < 900 ppm per homogenous material. Also BFR/CFR/PVC Free
Solder Process Capability	Reflow solder capable to 260°C

Product Compliance Disclaimer

This information is provided based on reasonable inquiry of our suppliers and represents our current actual knowledge based on the information they provided. This information is subject to change. The part numbers that TE has identified as EU RoHS compliant have a maximum concentration of 0.1% by weight in homogenous materials for lead, hexavalent chromium, mercury, PBB, PBDE, DBP, BBP, DEHP, DIBP, and 0.01% for cadmium, or qualify for an exemption to these limits as defined in the Annexes of Directive 2011/65/EU (RoHS2). Finished electrical and electronic equipment products will be CE marked as required by Directive 2011/65/EU. Components may not be CE marked. Additionally, the part numbers that TE has identified as EU ELV compliant have a maximum concentration of 0.1% by weight in homogenous materials for lead, hexavalent chromium, and mercury, and 0.01% for cadmium, or qualify for an exemption to these limits as defined in the Annexes of Directive 2000/53/EC (ELV). Regarding the REACH Regulation, the information TE provides on SVHC in articles for this part number is based on the latest European Chemicals Agency (ECHA) 'Guidance on requirements for substances in articles' posted at this URL: <https://echa.europa.eu/guidance-documents/guidance-on-reach>

Compatible Parts



TE Part # CAT-D33047-SO1339  
DDR4 SO DIMM Sockets

Also in the Series | [DDR4 DIMM](#)



DIMM Sockets(69)




SO DIMM Sockets(39)

Customers Also Bought



TE Part #2309407-1  
DDR4 SO DIMM Sockets



TE Part #2336514-1  
2MM HM MALE CONNECTOR, COL 8, M2



TE Part #2336682-1  
2MM HM FEMALE ASSY, COL8




TE Part #5-146280-2  
02 MODII HDR SRST B/A .100CL




TE Part #2065769-1  
Zd Plus 2 pair receptacle assy



TE Part #5223957-3  
UPM GUIDE MODULE



TE Part #2170328-1  
HMZD+,2PAIRS,10COLS,VERTICAL, ASSEMBLY



TE Part #5104338-7  
A/L LOW PRO HDR 34P VERT HT



TE Part #8-33459-2  
TERM,SOLIS R 12-10 5/16

Documents

Product Drawings

DDR4 SODIMM 260P 4.0H RVS

English

CAD Files

3D PDF

3D

Customer View Model

ENG\_CVM\_CVM\_2309408-1\_1.2d\_dxf.zip



English

Customer View Model

[ENG\\_CVM\\_CVM\\_2309408-1\\_1.3d\\_igs.zip](#)

English

Customer View Model

[ENG\\_CVM\\_CVM\\_2309408-1\\_1.3d\\_stp.zip](#)

English

By downloading the CAD file I accept and agree to the [Terms and Conditions](#) of use.

Product Specifications

Application Specification

English