




Connectors > Socket Connectors > IC Sockets > DIP Sockets > DIP Socket: Standard, Stamped & Formed, Open, Tin



Contact Fabrication: **Stamped & Formed**

Number of Positions: **28**

Connector Profile: **Standard**

Row-to-Row Spacing: **15.24 mm [.6 in]**

Leg Style: **Through Hole**

[All DIP Socket: Standard, Stamped & Formed, Open, Tin \(3\)](#)

Features

Product Type Features

Connector & Contact Terminates To	Printed Circuit Board
Leg Style	Through Hole

Configuration Features

Number of Rows	2
PCB Mount Orientation	Vertical
Number of Positions	28

Electrical Characteristics

Insulation Resistance	1000 MΩ
Contact Resistance	20 mΩ

Body Features

Sleeve Material	Brass/Copper
Sleeve Plating Material	Tin/Lead
Frame Style	Ladder
Connector Profile	Standard

Contact Features

Mating Contact Type	Dual Leaf
---------------------	-----------



IC Socket Type	DIP
Contact Type	Pin
PCB Contact Termination Area Plating Material	Tin
Contact Base Material	Phosphor Bronze
Contact Fabrication	Stamped & Formed
Contact Mating Area Plating Material	Tin
	60 µin
Contact Current Rating (Max)	1 A

Termination Features

Termination Post & Tail Length	3 mm[.118 in]
Termination Method to Printed Circuit Board	Through Hole - Solder

Mechanical Attachment

Mating Alignment Type	Polarization
Mating Alignment	With
Connector Mounting Type	Board Mount

Housing Features

Housing Material	PBT GF30
Housing Color	Black
Centerline (Pitch)	2.54 mm[.1 in]

Dimensions

Profile Height from PCB	5.1 mm[.2 in]
Row-to-Row Spacing	15.24 mm[.6 in]

Usage Conditions

Operating Temperature Range	-40 - 105 °C[-40 - 221 °F]
-----------------------------	----------------------------

Operation/Application

Circuit Application	Signal
---------------------	--------

Industry Standards

UL Flammability Rating	UL 94V-0
------------------------	----------

Packaging Features

Packaging Method	Box & Tube, Tube
------------------	------------------

Product Compliance




For compliance documentation, visit the product page on [TE.com](#)>

EU RoHS Directive 2011/65/EU	Compliant
EU ELV Directive 2000/53/EC	Compliant
China RoHS 2 Directive MIIT Order No 32, 2016	No Restricted Materials Above Threshold
EU REACH Regulation (EC) No. 1907/2006	Current ECHA Candidate List: JAN 2024 (240) Candidate List Declared Against: JAN 2024 (240) Does not contain REACH SVHC
Halogen Content	Not Low Halogen - contains Br or Cl > 900 ppm.
Solder Process Capability	Wave solder capable to 240°C

Product Compliance Disclaimer

This information is provided based on reasonable inquiry of our suppliers and represents our current actual knowledge based on the information they provided. This information is subject to change. The part numbers that TE has identified as EU RoHS compliant have a maximum concentration of 0.1% by weight in homogenous materials for lead, hexavalent chromium, mercury, PBB, PBDE, DBP, BBP, DEHP, DIBP, and 0.01% for cadmium, or qualify for an exemption to these limits as defined in the Annexes of Directive 2011/65/EU (RoHS2). Finished electrical and electronic equipment products will be CE marked as required by Directive 2011/65/EU. Components may not be CE marked. Additionally, the part numbers that TE has identified as EU ELV compliant have a maximum concentration of 0.1% by weight in homogenous materials for lead, hexavalent chromium, and mercury, and 0.01% for cadmium, or qualify for an exemption to these limits as defined in the Annexes of Directive 2000/53/EC (ELV). Regarding the REACH Regulation, the information TE provides on SVHC in articles for this part number is based on the latest European Chemicals Agency (ECHA) 'Guidance on requirements for substances in articles' posted at this URL: <https://echa.europa.eu/guidance-documents/guidance-on-reach>


Customers Also Bought



TE Part # 1-2199298-3
DIP Socket: Low Profile, Stamped & Formed, Open, Tin



TE Part # 3-1879021-3
SMW3 2R2 5%



TE Part # 5-520315-7
TRIOMATE ASSY V 7P L=3.556



TE Part # 3-1971906-3
HEADER ASSY 6POS,KEYING-C,NEW GIC3.3



TE Part # 746610-3
016 DIP PLUG 100CL TIN



TE Part # 8-2176398-6
3502 18R 5%



TE Part # 640387-9
09P MTA156 HDR ASSY SQ R/A



TE Part # 1-640456-9
19P MTA100 HDR ASSY F/L SQ STR



Documents

Product Drawings

28P,DIP SKT,600 CL,LDR,PB FREE

English

CAD Files

3D PDF

3D

Customer View Model

ENG_CVM_CVM_1-2199299-2_A.2d_dxf.zip

English

Customer View Model

ENG_CVM_CVM_1-2199299-2_A.3d_igs.zip

English

Customer View Model

ENG_CVM_CVM_1-2199299-2_A.3d_stp.zip

English

By downloading the CAD file I accept and agree to the [Terms and Conditions](#) of use.

Datasheets & Catalog Pages

DIP Sockets Quick Reference Guide (EN)

English