


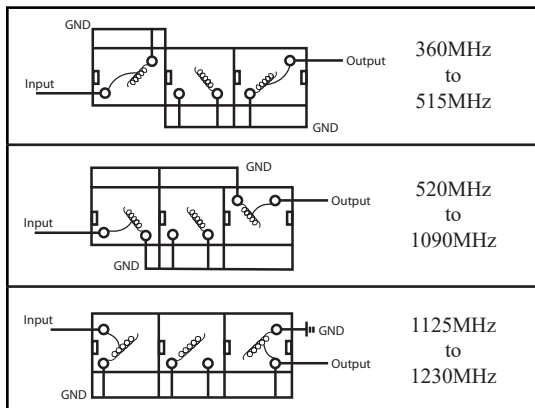
## CT5HTF Series

### CHARACTERISTICS

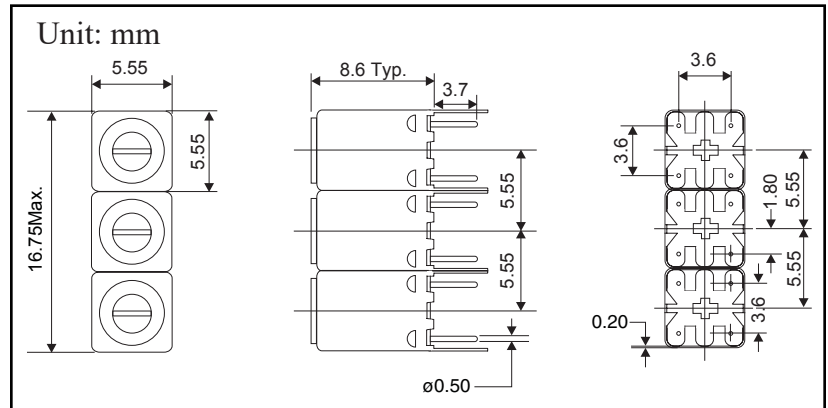
**Description:** Tunable Band Pass Filters - Triple Tuned.  
**Applications:** Digital Broadcast Satellite, CATV, Cellular Mobile Telecom, Wireless Satellite Network, etc.  
**Operating Temperature:** 0°C to +60°C  
**Miscellaneous:** **RoHS Compliant.**  
**Additional Information:** Additional electrical & physical information available upon request.  
**Samples available. See website for ordering information.**



### PIN POSITION



### PHYSICAL DIMENSIONS



### SPECIFICATIONS

Part Number	Center Frequency (MHz)	Bandwidth @ -3dB (MHz) Typ.	Selectivity		Ripple (dB) Max.	Insertion Loss (dB) Max.	Return Loss (dB) Min.	Impedance In/Out (W)	Torque for Turning Screw (gf*cm) Min.	Input Power (W) Min.
			F <sub>o</sub> - 50MHz (dB) Typ.	F <sub>o</sub> + 50MHz (dB) Typ.						
CT5HTF-360	360	20	33	25	1	4.0	12	50	60	1
CT5HTF-380	380	20	40	26	1	4.0	12	50	60	1
CT5HTF-400	400	15	34	31	1	4.0	12	50	60	0.5
CT5HTF-420	420	16	55	27	1	4.0	12	50	60	0.5
CT5HTF-440	440	18	28	25	1	4.0	12	50	60	0.5
CT5HTF-460	460	18	28	25	1	4.0	12	50	60	0.5
CT5HTF-480	480	18	30	25	1	4.0	12	50	60	1
CT5HTF-495	495	20	30	25	1	4.0	12	50	60	0.5
CT5HTF-515	515	20	36	25	1	4.0	12	50	60	1
CT5HTF-520	520	14	25	22	1	4.0	12	50	60	1
CT5HTF-590	590	18	27	25	1	4.0	12	50	60	1
CT5HTF-635	635	18	30	26	1	4.0	12	50	60	1
CT5HTF-655	655	16	30	26	1	4.0	12	50	60	1
CT5HTF-705	705	20	30	22	1	4.0	12	50	60	0.5
CT5HTF-735	735	20	28	20	1	4.0	12	50	60	0.5
CT5HTF-800	800	20	28	24	1	4.0	12	50	60	1
CT5HTF-830	830	20	24	20	1	4.0	12	50	60	1
CT5HTF-880	880	20	24	20	1	4.0	12	50	60	1
CT5HTF-945	945	20	22	18	1	4.5	12	50	100	0.5
CT5HTF-980	980	20	22	18	1	4.5	12	50	60	1
CT5HTF-1010	1010	20	18	14	1	4.5	12	50	60	1
CT5HTF-1055	1055	20	18	14	1	5.0	12	50	60	1
CT5HTF-1090	1090	20	17	15	1	5.0	12	50	60	1
CT5HTF-1125	1125	20	35	27	1	4.5	12	50	60	0.5
CT5HTF-1230	1230	20	20	16	1	4.5Typ.	12	50	60	0.5