

**OMNIMATE basic – Series CPS
CPS 5.00/02/180 SN GN BX**

Weidmüller Interface GmbH & Co. KG
Klingenbergstraße 26
D-32758 Detmold
Germany
Fon: +49 5231 14-0
Fax: +49 5231 14-292083
www.weidmueller.com

**General ordering data**

Type	CPS 5.00/02/180 SN GN BX
Order No.	2644030000
GTIN (EAN)	4050118642940
Qty.	360 pc(s).
Product data	IEC: 630 V / 15 A / 0.2 - 4 mm ² UL: 300 V / 15 A / AWG 30 - AWG 12
Packaging	Box

OMNIMATE basic – Series CPS
CPS 5.00/02/180 SN GN BX

Weidmüller Interface GmbH & Co. KG
 Klingenbergstraße 26
 D-32758 Detmold
 Germany
 Fon: +49 5231 14-0
 Fax: +49 5231 14-292083
 www.weidmueller.com

Technical data
Dimensions and weights

Net weight 3.5 g

System specifications

Product family	OMNIMATE basic – Series CPS	Type of connection	Field connection
Pitch in mm (P)	5 mm	Pitch in inches (P)	0.197 inch
Number of poles	2	L1 in mm	5 mm
L1 in inches	0.197 inch	Number of rows	1
Pin series quantity	1	Plugging cycles	150
Plugging force/pole, max.	1.2 N	Pulling force/pole, max.	1.2 N

System Parameters

Product family	OMNIMATE basic – Series CPS	Type of connection	Field connection
Wire connection method	Clamping yoke connection	Pitch in mm (P)	5 mm
Pitch in inches (P)	0.197 inch	Number of poles	2
L1 in mm	5 mm	L1 in inches	0.197 inch
Number of rows	1	Pin series quantity	1
Stripping length	7 mm	Tightening torque, min.	0.5 Nm
Tightening torque, max.	0.55 Nm	Clamping screw	M 3
Screwdriver blade	0.6 x 3.5	Plugging cycles	150
Plugging force/pole, max.	1.2 N	Pulling force/pole, max.	1.2 N

Material data

Insulating material	PA	Colour	Pale green
Colour chart (similar)	RAL 6021	Insulating material group	I
Insulation strength	500 MΩ	UL 94 flammability rating	V-0
Contact base material	Copper alloy	Contact material	Copper alloy
Contact surface	tinned	Tinning type	matt
Operating temperature, min.	-40 °C	Operating temperature, max.	105 °C

Conductors suitable for connection

Clamping range, min.	0.2 mm ²	Clamping range, max.	4 mm ²
Wire connection cross section AWG, min.	AWG 30	Wire connection cross section AWG, max.	AWG 12
Solid, min. H05(07) V-U	0.2 mm ²	Solid, max. H05(07) V-U	4 mm ²
Stranded, min. H07V-R	0.05 mm ²	Stranded, max. H07V-R	4 mm ²
Flexible, min. H05(07) V-K	0.2 mm ²	Flexible, max. H05(07) V-K	4 mm ²
w. plastic collar ferrule, DIN 46228 pt 4, min.	0.2 mm ²	w. plastic collar ferrule, DIN 46228 pt 4, max.	2.5 mm ²
w. wire end ferrule, DIN 46228 pt 1, min.	0.2 mm ²	w. wire end ferrule, DIN 46228 pt 1, max.	2.5 mm ²
Max. clamping range	4 mm ²		

OMNIMATE basic – Series CPS CPS 5.00/02/180 SN GN BX

Weidmüller Interface GmbH & Co. KG
Klingenbergstraße 26
D-32758 Detmold
Germany
Fon: +49 5231 14-0
Fax: +49 5231 14-292083
www.weidmueller.com

Technical data


Rated data acc. to IEC

Rated current, min. number of poles (Tu=20°C)	15 A	Rated voltage for surge voltage class / pollution degree II/2	630 V
Rated voltage for surge voltage class / pollution degree III/2	320 V	Rated voltage for surge voltage class / pollution degree III/3	250 V
Rated impulse voltage for surge voltage class/ pollution degree II/2	4 kV	Rated impulse voltage for surge voltage class/ pollution degree III/2	4 kV
Rated impulse voltage for surge voltage class/ contamination degree III/3	4 kV		

Rated data acc. to CSA

Rated voltage (Use group B / CSA)	300 V	Rated voltage (Use group D / CSA)	300 V
Rated current (Use group B / CSA)	15 A	Rated current (Use group D / CSA)	10 A
Wire cross-section, AWG, min.	AWG 30	Wire cross-section, AWG, max.	AWG 12

Rated data acc. to UL 1059

Institute (cURus)		Certificate No. (cURus)	E60693
Rated voltage (Use group B / UL 1059)	300 V	Rated voltage (Use group D / UL 1059)	300 V
Rated current (Use group B / UL 1059)	15 A	Rated current (Use group D / UL 1059)	10 A
Wire cross-section, AWG, min.	AWG 30	Wire cross-section, AWG, max.	AWG 12
Reference to approval values	Specifications are maximum values, details - see approval certificate.		

Packing

Packaging	Box	VPE length	170 mm
VPE width	130 mm	VPE height	50 mm

Classifications

ETIM 6.0	EC002638	ETIM 7.0	EC002638
eClass 9.0	27-44-03-09	eClass 9.1	27-44-03-09
eClass 10.0	27-44-03-09		

Notes

Notes	<ul style="list-style-type: none"> • Only compatible with OMNIMATE basic products • P on drawing = pitch • Rated current related to rated cross-section & min. No. of poles. • Rated data refer only to the component itself. Clearance and creepage distances to other components are to be designed in accordance with the relevant application standards.
-------	--

Data sheet

**OMNIMATE basic – Series CPS
CPS 5.00/02/180 SN GN BX**

Weidmüller Interface GmbH & Co. KG
Klingenbergstraße 26
D-32758 Detmold
Germany
Fon: +49 5231 14-0
Fax: +49 5231 14-292083
www.weidmueller.com

Technical data

Approvals

Approvals



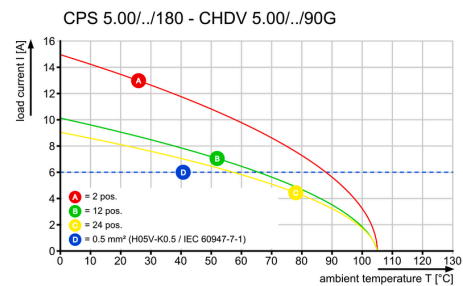
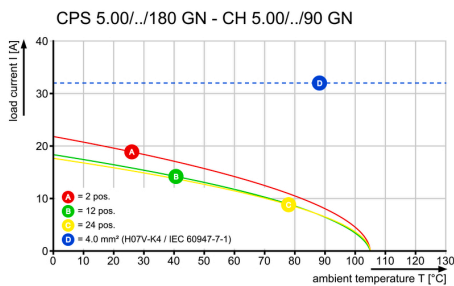
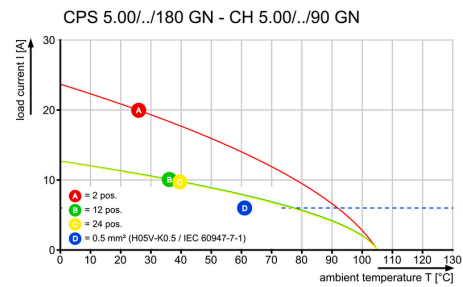
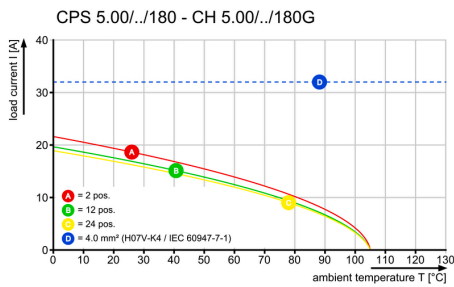
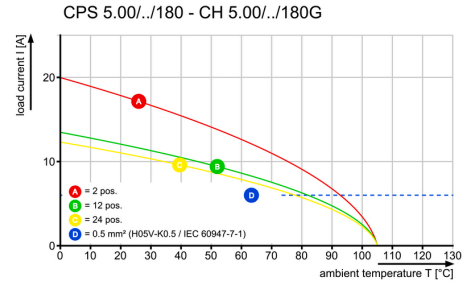
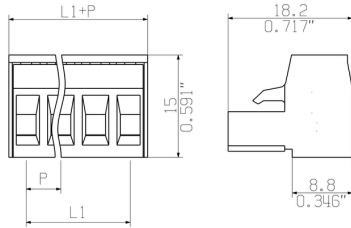
ROHS

Conform

OMNIMATE basic – Series CPS
CPS 5.00/02/180 SN GN BX

Weidmüller Interface GmbH & Co. KG
 Klingenbergstraße 26
 D-32758 Detmold
 Germany
 Fon: +49 5231 14-0
 Fax: +49 5231 14-292083
 www.weidmueller.com

Drawings



Data sheet

**OMNIMATE basic – Series CPS
CPS 5.00/02/180 SN GN BX**

Weidmüller Interface GmbH & Co. KG
 Klingenbergstraße 26
 D-32758 Detmold
 Germany
 Fon: +49 5231 14-0
 Fax: +49 5231 14-292083
 www.weidmueller.com

Drawings

