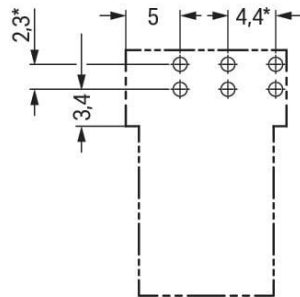
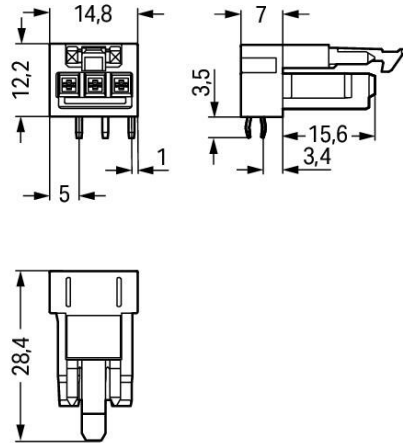




Color: ■



* ± 0.05 mm
Drilled hole diameter: $1.3^{+0.1}$ mm

Subject to changes. Please also observe the further product documentation!



Item description

Female connector/socket WINSTA® MINI 3-pole

The WINSTA® MINI female connector/socket with protection against mismating offers secure, easy handling to support control and drive technology tasks. Our large selection of pluggable PCB connectors with different insertion directions and operating variants offers you the right solution for your application at all times. For greater security in electrical installations, the pcb connectors is equipped with mechanical protection against mismating. Thanks to the color coding and mechanical A coding of WINSTA® MINI pcb connectors, you can clearly distinguish different circuits. Due to its particularly minimal dimensions, our WINSTA® MINI Pluggable Connection System with Push-in CAGE CLAMP® spring pressure connection technology is very suitable in very tight spaces, i.e., for installations when very little room is available.

Lower costs through fast commissioning and elimination of service expenses – solutions from WINSTA® MINI

The WINSTA® Pluggable Connection System allows pluggable electrical installation. This saves time, lowers costs, and reduces the need for servicing. Now you can also lower installation expenses without compromising quality and safety: with marking eliminates the need for servicing and prevents unnecessary downtime.

-
- pcb connectors with protection against mismating
- easy tool-free operation, a wide range of coding options
- with A coding for use in many general mains applications
- convenient installation and commissioning

Data

Electrical data

Ratings per IEC/EN

| Ratings per | IEC/EN 60664-1 |
|-------------------------------|---|
| Nominal voltage (III/3) | 250 V |
| Rated impulse voltage (III/3) | 4 kV |
| Rated current | 16 A |
| Legend (ratings) | (III / 3) ≙ Overvoltage category III / Pollution degree 3 |

Ratings per UL 1977

Note for the US market

Some versions may also be used for current interruption in

Subject to changes. Please also observe the further product documentation!



accordance with the UL certificate in select applications with currents below 5 A and voltages up to 600 V. For further information, please contact your local sales office.

| | |
|-------------------------|-------|
| Rated voltage (UL 1977) | 600 V |
| Rated current UL 1977 | 14 A |

General information

| | |
|----------------------------|--|
| Note on contact resistance | approx. 1 mΩ of contact resistance approx. 0.25 mΩ contact transition plug/socket |
|----------------------------|--|

Connection data

| | |
|----------------------------|---|
| Total number of potentials | 3 |
| Number of levels | 1 |

Connection 1

| | |
|-------------|---|
| Pole number | 3 |
|-------------|---|

Physical data

| | |
|--------------------------------------|--------------------------|
| Pin spacing | 4.4 mm / 0.173 inches |
| Width | 14.8 mm / 0.583 inches |
| Height | 15.7 mm / 0.618 inches |
| Height from the surface | 12.2 mm / 0.48 inches |
| Depth | 28.4 mm / 1.118 inches |
| Solder pin length | 3.5 mm |
| Solder pin dimensions | 1 x 0.8 mm |
| Drilled hole diameter with tolerance | 1.3 ^(+0.1) mm |

Mechanical data

| | |
|---|--|
| Application | General mains applications |
| Coding | A |
| Variable coding | No |
| Marking | L \perp N |
| Potential marking | L \perp N |
| Mating force of a plug-in connection | approx. 20 ... 70 N (depending on pole number) |
| Retention force of a plug-in connection | Locked: > 80 N |
| Unmating force of a plug-in connection | Unlocked: approx. 20 ... 70 N (depending on pole number) |

Subject to changes. Please also observe the further product documentation!



| | |
|-------------------------|-----------------------------|
| Number of mating cycles | 200, without resistive load |
| Design | angled |

Plug-in connection

| | |
|------------------------------------|--|
| Contact type (pluggable connector) | Female connector/socket |
| Connector (connection type) | for PCB |
| Mismating protection | Yes |
| Note on mismating protection | All <i>WINSTA</i> ® components are 100% protected against mismating when: a.) plugging different numbers of poles b.) plugging while rotated 180 c.) plugging while laterally staggered d.) plugging one pole |
| Mating direction to the PCB | 0 ° |
| Locking lever | yes |
| Locking of plug-in connection | locking lever |
| Note on locking system | All connectors for mounted installations (snap-in versions for lighting fixtures or devices, all types of PCB and distribution connectors) are factory-equipped with locking levers to ensure plugs and sockets are securely locked. Additional locking levers are only required for flying leads (plug/socket). |

PCB contact

| | |
|-------------------------------------|----------------------------|
| PCB contact | THT |
| Solder pin arrangement | 2 in-line solder pins/pole |
| Number of solder pins per potential | 2 |

Material data

| | |
|-----------------------------|--|
| Note (material data) | Information on material specifications can be found here |
| Color | black |
| Cover color | gray |
| Material group | I |
| Insulation material | Polyamide (PA66) |
| Flammability class per UL94 | V0 |
| Clamping spring material | Chrome-nickel spring steel (CrNi) |
| Contact material | Copper or copper alloy; surface-treated |
| Contact plating | Tin |

Subject to changes. Please also observe the further product documentation!

WAGO GmbH & Co. KG
Hansastr. 27
32423 Minden
Phone: +49571 887-0 | Fax: +49571 887-169
Email: info.de@wago.com | Web: www.wago.com

Do you have any questions about our products?
We are always happy to take your call at +49 (571) 887-44222.



| | |
|-----------|----------|
| Fire load | 0.067 MJ |
| Weight | 3.5 g |

Environmental requirements

| | |
|--|---|
| Processing temperature | -5 ... +40 °C |
| Continuous operating temperature | -35 ... +85 °C |
| Note on continuous operating temperature | Insulating parts for temperatures ≤ 105 °C |

Commercial data



| | |
|-----------------------|---------------|
| eCl@ss 10.0 | 27-44-06-05 |
| eCl@ss 9.0 | 27-44-06-05 |
| ETIM 8.0 | EC002560 |
| ETIM 7.0 | EC002560 |
| ECCN | NO DATA |
| PU (SPU) | 100 pcs |
| Packaging type | box |
| Country of origin | PL |
| GTIN | 4050821695653 |
| Customs tariff number | 85366990990 |

Environmental Product Compliance

| | |
|------------------------|-------------------------|
| RoHS Compliance Status | Compliant, No Exemption |
|------------------------|-------------------------|

Approvals / Certificates

General approvals

| Logo | Approval | Additional Approval Text | Certificate name |
|--|---|--------------------------|------------------|
|  | CCA DEKRA Certification B.V. | EN 61535 | 71-123231 |
| | CCA DEKRA Certification B.V. | IEC 61535 | NL-85020 |
|  | cURus Underwriters Laboratories Inc. | UL 1977 | E45171 |

Declarations of conformity and manufacturer's declarations

Subject to changes. Please also observe the further product documentation!

WAGO GmbH & Co. KG
Hansastr. 27
32423 Minden
Phone: +49571 887-0 | Fax: +49571 887-169
Email: info.de@wago.com | Web: www.wago.com

Do you have any questions about our products?
We are always happy to take your call at +49 (571) 887-44222.



| Logo | Approval | Additional Approval Text | Certificate name |
|------|--|--------------------------|------------------|
| | EU-Declaration of Conformity WAGO GmbH & Co. KG | - | - |
| | UK-Declaration of Conformity WAGO GmbH & Co. KG | - | - |

Approvals for marine applications

| Logo | Approval | Additional Approval Text | Certificate name |
|------|--|--------------------------|--------------------------|
| | ABS American Bureau of Shipping | Steel Vessel Rules | 19- HG1869855- PDA |
| | DNV GL Det Norske Veritas, Germanischer Lloyd | - | TAE00001Z6 |
| | LR Lloyds Register | EN 61535 | 08/20047 (E2) |

Counterpart



Item no.890-113
Plug; with strain relief housing; 3-pole; 1,50 mm²; black

www.wago.com/890-113



Item no.890-213
Plug; 3-pole; Cod. A; 1,50 mm²; black

www.wago.com/890-213



Item no.891-8993/005-101
pre-assembled interconnecting cable; Eca; Socket/plug; 3-pole; Cod. A; 1 m; 1,00 mm²; black

www.wago.com/891-8993/005-101



Item no.891-8993/205-101
pre-assembled connecting cable; Eca; Plug/open-ended; 3-pole; Cod. A; 1 m; 1,00 mm²; black

www.wago.com/891-8993/205-101

Downloads

CAD/CAE-Data

CAD data

Subject to changes. Please also observe the further product documentation!

WAGO GmbH & Co. KG
Hansastr. 27
32423 Minden
Phone: +49571 887-0 | Fax: +49571 887-169
Email: info.de@wago.com | Web: www.wago.com

Do you have any questions about our products?
We are always happy to take your call at +49 (571) 887-44222.



2D/3D Models 890-803/011-000

URL

Download

PCB Design

Symbol and Footprint 890-803/011-000

URL

Download

CAX data for your PCB design, consisting of "schematic symbols and PCB footprints", allow easy integration of the WAGO component into your development environment.

Supported formats:

- Accel EDA 14 & 15
- Altium 6 to current version
- Cadence Allegro
- DesignSpark
- Eagle Libraries
- KiCad
- Mentor Graphics BoardStation
- Mentor Graphics Design Architect
- Mentor Graphics Design Expedition 99 and 2000
- OrCAD 9.X PCB and Capture
- PADS PowerPCB 3, 3.5, 4.X, and 5.X
- PADS PowerPCB and PowerLogic 3.0
- PCAD 2000, 2001, 2002, 2004, and 2006
- Pulsonix 8.5 or newer
- STL
- 3D STEP
- TARGET 3001!
- View Logic ViewDraw
- Quadcept
- Zuken CadStar 3 and 4
- Zuken CR-5000 and CR-8000

PCB Component Libraries (EDA), PCB CAD Library Ultra Librarian

CAE data

ZUKEN Portal 890-803/011-000

URL

Download

Asset Administration Shell

Asset Administration Shell 890-803/011-000

URL

Download

Subject to changes. Please also observe the further product documentation!

WAGO GmbH & Co. KG

Hansastr. 27

32423 Minden

Phone: +49571 887-0 | Fax: +49571 887-169

Email: info.de@wago.com | Web: www.wago.com

Do you have any questions about our products?

We are always happy to take your call at +49 (571) 887-44222.



Environmental Product Compliance

Compliance Search

| | | |
|--|-----|----------|
| Environmental Product Compliance 890-803/011-000 | URL | Download |
| Socket for PCBs; angled; 3-pole; Cod. A; black | | |

Installation Notes

Product family

WINSTA® MINI
[Show all products from the family](#)

Subject to changes. Please also observe the further product documentation!