




Connectors > Terminal Blocks & Strips > PCB Terminal Blocks



Terminal Block Connector Type: **Header**

Connector System: **Wire-to-Board**

Number of Positions: **3**

Centerline (Pitch): **5 mm [.197 in]**

Number of Rows: **1**

Features

Product Type Features

Header Type	Unshrouded
Terminal Block Connector Type	Header
Connector System	Wire-to-Board
Connector & Contact Terminates To	Printed Circuit Board

Configuration Features

Stacking Configuration	Side Stackable
Number of Positions	3
Number of Rows	1

Electrical Characteristics

Operating Voltage	300 VAC
-------------------	---------

Body Features

Primary Product Color	Green
Product Orientation	Vertical



Contact Features

Contact Mating Area Length	7 mm[.275 in]
Contact Mating Area Plating Material	Tin
Contact Base Material	Brass
Contact Current Rating (Max)	15 A

Termination Features

Termination Post & Tail Length	3.5 mm[.138 in]
Termination Method to Printed Circuit Board	Through Hole - Solder
Termination Method to Wire & Cable	Push-in

Mechanical Attachment

Connector Mounting Type	Board Mount
-------------------------	-------------

Housing Features

Housing Material	PA 66
Centerline (Pitch)	5 mm[.197 in]

Usage Conditions

Operating Temperature Range	-40 - 105 °C[-40 - 221 °F]
-----------------------------	----------------------------

Operation/Application

Circuit Application	Power & Signal
---------------------	----------------

Packaging Features

Packaging Quantity	300
Packaging Method	Box

Product Compliance

For compliance documentation, visit the product page on [TE.com](#)>

EU RoHS Directive 2011/65/EU	Compliant
EU ELV Directive 2000/53/EC	Compliant
China RoHS 2 Directive MIIT Order No 32, 2016	No Restricted Materials Above Threshold
EU REACH Regulation (EC) No. 1907/2006	Current ECHA Candidate List: JAN 2024 (240) Candidate List Declared Against: JAN 2024 (240) Does not contain REACH SVHC
Halogen Content	Low Halogen - Br, Cl, F, I < 900 ppm per homogenous material. Also BFR/CFR/PVC



Free

Solder Process Capability

Wave solder capable to 240°C


Product Compliance Disclaimer

This information is provided based on reasonable inquiry of our suppliers and represents our current actual knowledge based on the information they provided. This information is subject to change. The part numbers that TE has identified as EU RoHS compliant have a maximum concentration of 0.1% by weight in homogenous materials for lead, hexavalent chromium, mercury, PBB, PBDE, DBP, BBP, DEHP, DIBP, and 0.01% for cadmium, or qualify for an exemption to these limits as defined in the Annexes of Directive 2011/65/EU (RoHS2). Finished electrical and electronic equipment products will be CE marked as required by Directive 2011/65/EU. Components may not be CE marked. Additionally, the part numbers that TE has identified as EU ELV compliant have a maximum concentration of 0.1% by weight in homogenous materials for lead, hexavalent chromium, and mercury, and 0.01% for cadmium, or qualify for an exemption to these limits as defined in the Annexes of Directive 2000/53/EC (ELV). Regarding the REACH Regulation, the information TE provides on SVHC in articles for this part number is based on the latest European Chemicals Agency (ECHA) 'Guidance on requirements for substances in articles' posted at this URL: <https://echa.europa.eu/guidance-documents/guidance-on-reach>

Compatible Parts




TE Part # 282830-3
TERMI-BLOK PLUG 90&180 3P. 5




TE Part # 1776489-3
3P TB HDR, unshrouded,5mm, blue



TE Part # 1546173-3
5MM PLUG,90/180,3 POS,GREEN,SN



TE Part # 1546018-3
3 POS TERMI-BLOK PLUG 90 &180



TE Part # 1986943-3
TERMI-BLOK PLUG STR 5MM
MODULAR 3POS



TE Part # 1986945-3
TERMI-BLOK PLUG 90&270DEG 5MM
MODUL 3P



TE Part # 3-282830-0
EUROSTYLE TB SPECIAL INK STAMP

Customers Also Bought



TE Part # 215079-4
MICRO-MATCH FOB.04P



TE Part # 5787745-2
USB A R/A STAK ASSY THRU HOLE



TE Part # 1981584-1
MICRO USB, TYPE A/B, GRAY



TE Part # 8-1415536-6
0410 83 046 001WG



TE Part # 282832-5

[TERMI-BLOK PIN HEAD 180 5P. 5](#)

TE Part # 1744057-7

[3.96 EP HDR ASSY 7P W/PEGS](#)

TE Part # 8-1415536-7

[0410 83 050 001WG](#)

TE Part # 284052-E

[SRCA 2,54 3 M 1 SMD 137 E1 094 * GURT *](#)

TE Part # 6-2176527-2

[3503G 2B 2K37 1% 5K RL](#)

TE Part # 7-1393788-8

[V23079G1005B301](#)

Documents

CAD Files

3D PDF

3D

Customer View Model

[ENG_CVM_CVM_282832-3_C.2d_dxf.zip](#)

English

Customer View Model

[ENG_CVM_CVM_282832-3_C.3d_igs.zip](#)

English

Customer View Model

[ENG_CVM_CVM_282832-3_C.3d_stp.zip](#)

English

By downloading the CAD file I accept and agree to the [Terms and Conditions](#) of use.

Datasheets & Catalog Pages

[1-1773458-1_EURO_STYLE_TERMINAL_BLOCKS_QRG](#)

English

Product Specifications

Application Specification

English

Agency Approvals

UL

English