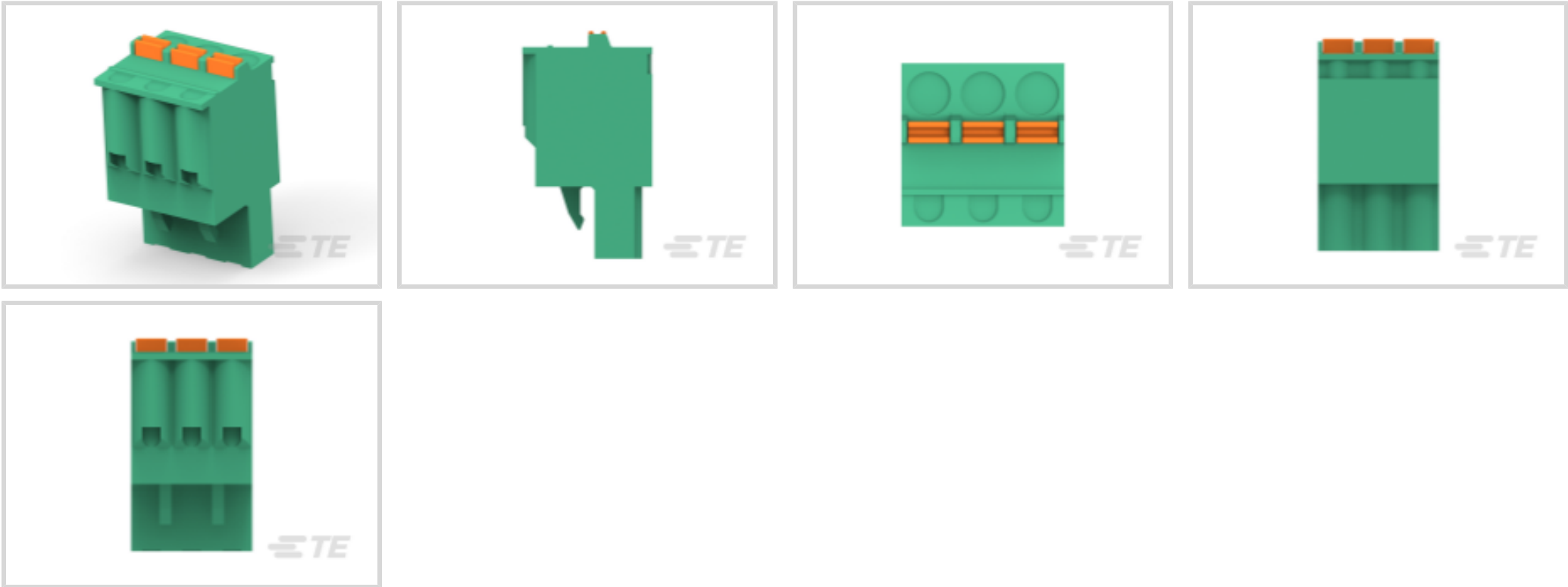




Connectors > Terminal Blocks & Strips > PCB Terminal Blocks



Terminal Block Connector Type: **Plug**  
Connector System: **Wire-to-Board**  
Number of Positions: **3**  
Centerline (Pitch): **5 mm [ .196 in ]**  
Number of Rows: **1**

Features

Product Type Features

Wire Protection	With
Terminal Block Connector Type	Plug
Connector System	Wire-to-Board
Connector & Contact Terminates To	Wire & Cable

Configuration Features

Wire Entry Location	Top
Stacking Configuration	Side Stackable
Number of Positions	3
Number of Rows	1
Wire Entry Angle	180°

Electrical Characteristics

Operating Voltage	300 VAC
-------------------	---------

Body Features

Primary Product Color	Green
-----------------------	-------



Product Orientation	Vertical
---------------------	----------

Contact Features

Contact Mating Area Plating Material	Tin
Contact Base Material	Brass
Contact Current Rating (Max)	16 A

Termination Features

Termination Method to Wire & Cable	Push-in, Spring Terminal
------------------------------------	--------------------------

Mechanical Attachment

Mounting Retention Type	Screw Mount
Connector Mounting Type	Cable Mount (Free-Hanging)

Housing Features

Housing Material	PA 66
Centerline (Pitch)	5 mm[.196 in]

Dimensions

Wire Size	.13 – 3.31 mm²
-----------	----------------

Usage Conditions

Operating Temperature Range	-40 – 105 °C[-40 – 221 °F]
-----------------------------	----------------------------

Operation/Application

Circuit Application	Power & Signal
---------------------	----------------

Product Compliance

For compliance documentation, visit the product page on TE.com>


EU RoHS Directive 2011/65/EU	Compliant
EU ELV Directive 2000/53/EC	Compliant
China RoHS 2 Directive MIIT Order No 32, 2016	No Restricted Materials Above Threshold
EU REACH Regulation (EC) No. 1907/2006	Current ECHA Candidate List: JAN 2024 (240) Candidate List Declared Against: JAN 2024 (240) Does not contain REACH SVHC
Halogen Content	Low Halogen - Br, Cl, F, I < 900 ppm per homogenous material. Also BFR/CFR/PVC Free
Solder Process Capability	Not reviewed for solder process capability




Product Compliance Disclaimer

This information is provided based on reasonable inquiry of our suppliers and represents our current actual knowledge based on the information they provided. This information is subject to change. The part numbers that TE has identified as EU RoHS compliant have a maximum concentration of 0.1% by weight in homogenous materials for lead, hexavalent chromium, mercury, PBB, PBDE, DBP, BBP, DEHP, DIBP, and 0.01% for cadmium, or qualify for an exemption to these limits as defined in the Annexes of Directive 2011/65/EU (RoHS2). Finished electrical and electronic equipment products will be CE marked as required by Directive 2011/65/EU. Components may not be CE marked. Additionally, the part numbers that TE has identified as EU ELV compliant have a maximum concentration of 0.1% by weight in homogenous materials for lead, hexavalent chromium, and mercury, and 0.01% for cadmium, or qualify for an exemption to these limits as defined in the Annexes of Directive 2000/53/EC (ELV). Regarding the REACH Regulation, the information TE provides on SVHC in articles for this part number is based on the latest European Chemicals Agency (ECHA) 'Guidance on requirements for substances in articles' posted at this URL: <https://echa.europa.eu/guidance-documents/guidance-on-reach>

Compatible Parts




TE Part # 2350513-3  
3POS TB HDR 90 DEG, PITCH 5.0 & TL  
4.5mm



TE Part # 2351885-3  
3POS TB HDR 180 DEG, PITCH 5.0&TL  
4.5mm

Customers Also Bought



TE Part #292156-4  
CT RELAY HDR ASSY FREE HANGING



TE Part #6-103639-9  
20 MTE HDR SRST LATCH .100CL



TE Part #4-2176092-7  
RP 2A 0.25W 2K26 0.1% 25PPM 1K RL



TE Part #2350397-2  
2 POS SPRING TB PLUG, PITCH 5.00



TE Part #2350513-2  
2POS TB HDR 90 DEG, PITCH 5.0 & TL  
4.5mm



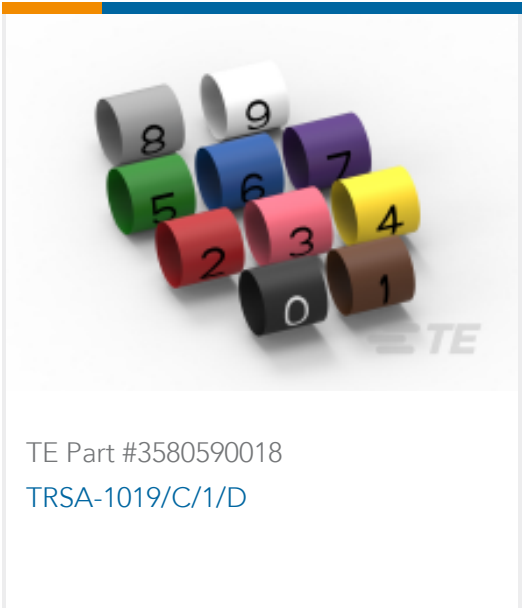
TE Part #2350513-6  
6POS TB HDR 90 DEG, PITCH 5.0 & TL  
4.5mm



TE Part #1649326-6  
RTB14024



TE Part #L9000105-01  
Antenna 2.45GHz WRT Monopole RPS



Documents

Product Drawings

3 POS SPRING TB PLUG, PITCH 5.00

English

CAD Files

3D PDF

3D

Customer View Model

ENG\_CVM\_CVM\_2350397-3\_A.2d\_dxf.zip

English

Customer View Model

ENG\_CVM\_CVM\_2350397-3\_A.3d\_igs.zip

English

Customer View Model

ENG\_CVM\_CVM\_2350397-3\_A.3d\_stp.zip

English

By downloading the CAD file I accept and agree to the [Terms and Conditions](#) of use.

Datasheets & Catalog Pages

BUCHANAN PUSH-IN CLAMP PCB CONNECTORS

English

Product Specifications

Application Specification

English

Agency Approvals

UL

English