



Connectors > Terminal Blocks & Strips > PCB Terminal Blocks



Terminal Block Connector Type: **Header**

Connector System: **Wire-to-Board**

Number of Positions: **25**

Centerline (Pitch): **5.08 mm [.2 in]**

Number of Rows: **1**

Features

Product Type Features

Wire Protection	With
Header Type	Fully Shrouded
Terminal Block Connector Type	Header
Connector System	Wire-to-Board
Connector & Contact Terminates To	Printed Circuit Board

Configuration Features

Stacking Configuration	Side Stackable
Number of Positions	25
Number of Rows	1

Electrical Characteristics

Operating Voltage	300 VAC
-------------------	---------

Body Features

Primary Product Color	Black
Product Orientation	Vertical



Contact Features

Contact Mating Area Plating Material	Tin
Contact Base Material	Copper Magnesium
Contact Current Rating (Max)	15 A

Termination Features

Termination Post & Tail Length	2.6 mm[.102 in]
Termination Method to Printed Circuit Board	Through Hole - Solder

Mechanical Attachment

Connector Mounting Type	Board Mount
-------------------------	-------------

Housing Features

Housing Material	High Temperature Polyamide
Centerline (Pitch)	5.08 mm[.2 in]

Usage Conditions

Operating Temperature Range	-40 – 105 °C[-40 – 221 °F]
-----------------------------	----------------------------

Operation/Application

Circuit Application	Power & Signal
---------------------	----------------

Packaging Features

Packaging Method	Box
------------------	-----

Product Compliance

For compliance documentation, visit the product page on [TE.com](#)>


EU RoHS Directive 2011/65/EU	Compliant
EU ELV Directive 2000/53/EC	Compliant
China RoHS 2 Directive MIIT Order No 32, 2016	No Restricted Materials Above Threshold
EU REACH Regulation (EC) No. 1907/2006	Current ECHA Candidate List: JAN 2024 (240) Candidate List Declared Against: JAN 2024 (240) Does not contain REACH SVHC
Halogen Content	Low Halogen - Br, Cl, F, I < 900 ppm per homogenous material. Also BFR/CFR/PVC Free
Solder Process Capability	Reflow solder capable to 260°C




Product Compliance Disclaimer

This information is provided based on reasonable inquiry of our suppliers and represents our current actual knowledge based on the information they provided. This information is subject to change. The part numbers that TE has identified as EU RoHS compliant have a maximum concentration of 0.1% by weight in homogenous materials for lead, hexavalent chromium, mercury, PBB, PBDE, DBP, BBP, DEHP, DIBP, and 0.01% for cadmium, or qualify for an exemption to these limits as defined in the Annexes of Directive 2011/65/EU (RoHS2). Finished electrical and electronic equipment products will be CE marked as required by Directive 2011/65/EU. Components may not be CE marked. Additionally, the part numbers that TE has identified as EU ELV compliant have a maximum concentration of 0.1% by weight in homogenous materials for lead, hexavalent chromium, and mercury, and 0.01% for cadmium, or qualify for an exemption to these limits as defined in the Annexes of Directive 2000/53/EC (ELV). Regarding the REACH Regulation, the information TE provides on SVHC in articles for this part number is based on the latest European Chemicals Agency (ECHA) 'Guidance on requirements for substances in articles' posted at this URL: <https://echa.europa.eu/guidance-documents/guidance-on-reach>


Compatible Parts



TE Part # 2-284041-5
TERMINAL BLK VERTICAL PLUG STACK




TE Part # 2-284047-5
TERMI-BLOK VERTICAL PLUG STACK



TE Part # 2-796634-5
25 POS 5.08MM R/A PLUG,TRM BLK

Customers Also Bought




TE Part #3-5179275-8
CHAMP 050-I PLUG H ASSY 68P




TE Part #2-178216-2
DYNAMIC 3400F HDR ASSY




TE Part #2-2013519-0
DYNAMIC D3900 H-HDR ASSY 10P Y TYPE-A



TE Part #1-2229803-2
D3950 HDR 7/11POS 1ROW Y KEY



TE Part #3-2134249-3
D3900S 7.5MM PITCH REC ASSY 3P BLACK Z



TE Part #3-5175475-5
CHAMP 050 B/B REC V W/LEG 40P



TE Part #3-5175475-7
CHAMP 050 B/B REC V W/LEG 60P



TE Part #2837892-2
OCEAN-2.0-APPLICATOR-S-046F053F



Documents

Product Drawings

25POS HDR ST, HT, 5.08MM PITCH, TL 2.6MM

English

CAD Files

3D PDF

3D

Customer View Model

ENG_CVM_CVM_2-2342084-5_A.2d_dxf.zip

English

Customer View Model

ENG_CVM_CVM_2-2342084-5_A.3d_igs.zip

English

Customer View Model

ENG_CVM_CVM_2-2342084-5_A.3d_stp.zip

English

By downloading the CAD file I accept and agree to the [Terms and Conditions](#) of use.

Datasheets & Catalog Pages

BUCHANAN PCB TERMINAL BLOCKS

English

Agency Approvals

UL

English