

HSCH 2,5-2U/ 8 THR 9005 - PCB header



2203405

<https://www.phoenixcontact.com/us/products/2203405>

Please be informed that the data shown in this PDF document is generated from our online catalog. Please find the complete data in the user documentation. Our general terms of use for downloads are valid.



PCB headers, nominal cross section: 2.5 mm², color: black, nominal current: 8 A, rated voltage (III/2): 250 V, contact surface: Tin, contact connection type: Pin, number of potentials: 8, number of rows: 2, number of positions: 8, number of connections: 8, product range: HSCH 2,5/-G-THR, pitch: 5 mm, mounting: THR soldering, pin layout: Linear pinning, solder pin [P]: 2.3 mm, number of solder pins per potential: 1, plug-in system: HSC 2,5, Pin connector pattern alignment: Standard, locking: without, mounting: without, type of packaging: 44 mm wide tape

Your advantages

- For front connection plugs with tool-free, time saving Push-in connection
- Suitable for reflow soldering processes
- All headers support variable coding
- Packaged in carrier tape for automated pick-and-place assembly

Commercial data

Item number	2203405
Packing unit	150 pc
Minimum order quantity	150 pc
Note	Made to order (non-returnable)
Sales key	AC15
Product key	ACHECB
GTIN	4055626386751
Weight per piece (including packing)	3.76 g
Weight per piece (excluding packing)	3.76 g
Customs tariff number	85366930
Country of origin	PL

HSCH 2,5-2U/ 8 THR 9005 - PCB header



2203405

<https://www.phoenixcontact.com/us/products/2203405>

Technical data

Product properties

Product type	PCB headers
Product family	HSCH 2,5/...-G-THR
Type	Component suitable for through hole reflow
Number of positions	8
Pitch	5 mm
Number of connections	8
Number of rows	2
Number of potentials	8
Pin layout	Linear pinning
Solder pins per potential	1

Electrical properties

Nominal current I_N	8 A
Nominal voltage U_N	250 V
Degree of pollution	3
Contact resistance	1.7 mΩ
Rated voltage (III/3)	160 V
Rated surge voltage (III/3)	4 kV
Rated voltage (III/2)	250 V
Rated surge voltage (III/2)	4 kV
Rated voltage (II/2)	320 V
Rated surge voltage (II/2)	4 kV

Mounting

Mounting type	THR soldering
Pin layout	Linear pinning

Processing notes

Process	Reflow/wave soldering
Moisture Sensitive Level	MSL 1
Classification temperature T_c	260 °C
Solder cycles in the reflow	3

Material specifications

Material data - contact

Note	WEEE/RoHS-compliant, free of whiskers according to IEC 60068-2-82/JEDEC JESD 201
Contact material	Cu alloy
Surface characteristics	Tin-plated

Material data - housing

HSCH 2,5-2U/ 8 THR 9005 - PCB header



2203405

<https://www.phoenixcontact.com/us/products/2203405>

Color (Housing)	black (9005)
Insulating material	LCP
Insulating material group	IIIb
CTI according to IEC 60112	150
Flammability rating according to UL 94	V0
Glow wire flammability index GWFI according to EN 60695-2-12	850
Glow wire ignition temperature GWIT according to EN 60695-2-13	775
Temperature for the ball pressure test according to EN 60695-10-2	125 °C

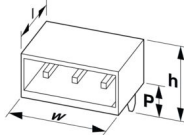
Notes

Assembly instruction:	Refer to the data sheet for the range in the download area.
-----------------------	---

Safety note

Safety note	<p>WARNING: The connectors may not be plugged in or disconnected under load. Ignoring the warning or improper use may damage persons and/or property.</p> <ul style="list-style-type: none">• WARNING: Commission properly functioning products only. The products must be regularly inspected for damage. Decommission defective products immediately. Replace damaged products. Repairs are not possible.• WARNING: Only electrically qualified personnel may install and operate the product. They must observe the following safety notes. The qualified personnel must be familiar with the basics of electrical engineering. They must be able to recognize and prevent danger. The relevant symbol on the packaging indicates that only personnel familiar with electrical engineering are allowed to install and operate the product.• The item is intended to be an unencapsulated plug for installation in a housing.• Operate the connector only when it is fully plugged in.
-------------	---

Dimensions

Dimensional drawing	
Pitch	5 mm
Width [w]	17.45 mm
Height [h]	21.8 mm
Length [l]	16.4 mm
Solder pin length [P]	2.3 mm
Pin dimensions	0.8 x 0.8 mm

PCB design

Pin spacing	5.30 mm
-------------	---------

HSCH 2,5-2U/ 8 THR 9005 - PCB header



2203405

<https://www.phoenixcontact.com/us/products/2203405>

Hole diameter	1.3 mm
---------------	--------

Mechanical tests

Visual inspection

Specification	IEC 60512-1-1:2002-02
Result	Test passed

Dimension check

Specification	IEC 60512-1-2:2002-02
Result	Test passed

Resistance of inscriptions

Specification	IEC 60068-2-70:1995-12
Result	Test passed

Polarization and coding

Specification	IEC 60512-13-5:2006-02
Result	Test passed

Contact holder in insert

Specification	IEC 60512-15-1:2008-05
Contact holder in insert Requirements >20 N	Test passed

Insertion and withdrawal forces

Result	Test passed
No. of cycles	25
Insertion strength per pos. approx.	4 N
Withdraw strength per pos. approx.	3 N

Electrical tests

Thermal test | Test group C

Specification	IEC 60512-5-1:2002-02
Tested number of positions	32

Insulation resistance

Specification	IEC 60512-3-1:2002-02
Insulation resistance, neighboring positions	> 5 MΩ

Air clearances and creepage distances |

Specification	IEC 60664-1:2007-04
Insulating material group	IIIb
Comparative tracking index (IEC 60112)	CTI 150
Rated insulation voltage (III/3)	160 V
Rated surge voltage (III/3)	4 kV
minimum clearance value - non-homogenous field (III/3)	3 mm
minimum creepage distance (III/3)	2.5 mm

HSCH 2,5-2U/ 8 THR 9005 - PCB header



2203405

<https://www.phoenixcontact.com/us/products/2203405>

Rated insulation voltage (III/2)	250 V
Rated surge voltage (III/2)	4 kV
minimum clearance value - non-homogenous field (III/2)	3 mm
minimum creepage distance (III/2)	2.5 mm
Rated insulation voltage (II/2)	320 V
Rated surge voltage (II/2)	4 kV
minimum clearance value - non-homogenous field (II/2)	3 mm
minimum creepage distance (II/2)	3.2 mm

Environmental and real-life conditions

Vibration test

Specification	IEC 60068-2-6:2007-12
Frequency	10 - 150 - 10 Hz
Sweep speed	1 octave/min
Amplitude	0.35 mm (10 Hz ... 60.1 Hz)
Acceleration	5g (60.1 Hz ... 150 Hz)
Test duration per axis	2.5 h

Durability test

Specification	IEC 60512-9-1:2010-03
Impulse withstand voltage at sea level	4.8 kV
Contact resistance R_1	1.7 m Ω
Contact resistance R_2	1.9 m Ω
Insertion/withdrawal cycles	25
Insulation resistance, neighboring positions	> 5 M Ω

Climatic test

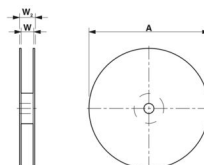
Specification	ISO 6988:1985-02
Corrosive stress	0.2 dm ³ SO ₂ on 300 dm ³ /40 °C/1 cycle
Thermal stress	100 °C/168 h
Power-frequency withstand voltage	1.39 kV

Ambient conditions

Ambient temperature (operation)	-40 °C ... 105 °C (dependent on the derating curve)
Ambient temperature (storage/transport)	-40 °C ... 55 °C
Relative humidity (storage/transport)	30 % ... 70 %
Ambient temperature (assembly)	-5 °C ... 100 °C

Packaging specifications

Dimensional drawing



HSCH 2,5-2U/ 8 THR 9005 - PCB header



2203405

<https://www.phoenixcontact.com/us/products/2203405>

Type of packaging	44 mm wide tape
[W] tape width	44 mm
[W2] coil overall dimension	50.4 mm
[A] coil diameter	330 mm
Outer packaging type	Transparent-Bag

HSCH 2,5-2U/ 8 THR 9005 - PCB header

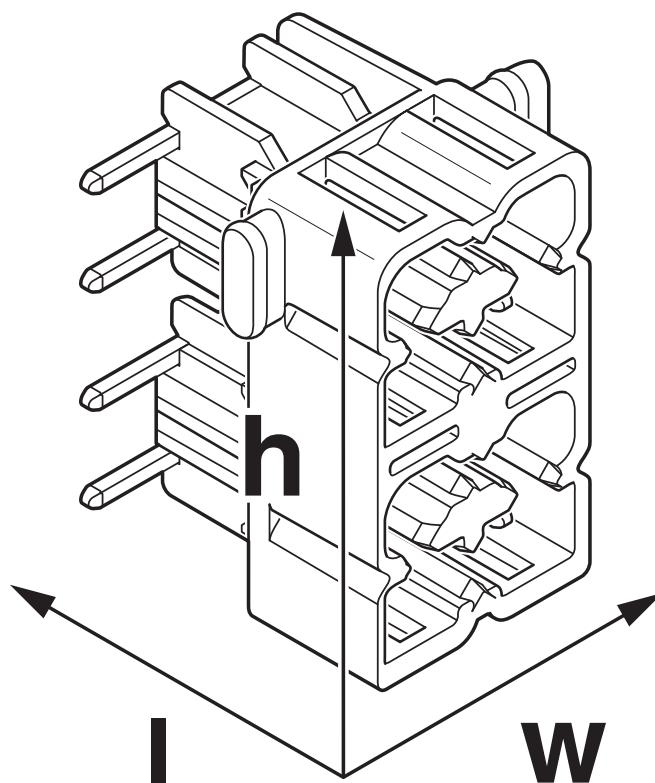
2203405

<https://www.phoenixcontact.com/us/products/2203405>

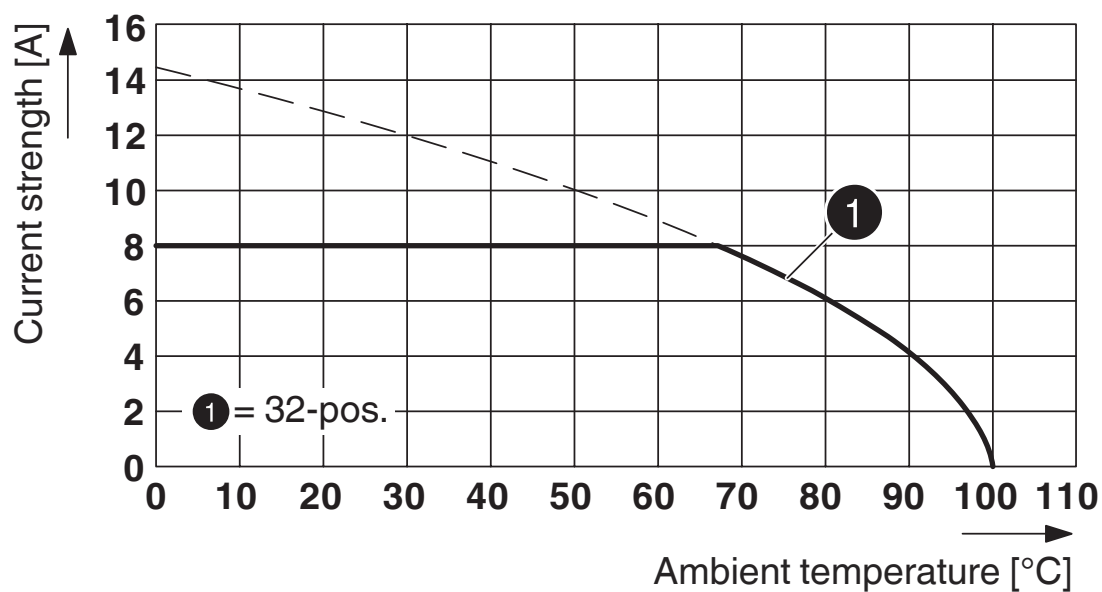


Drawings

Dimensional drawing



Diagram



Type: HSCP-SP 2,5-... with HSCH 2,5-...U/... THR 9005

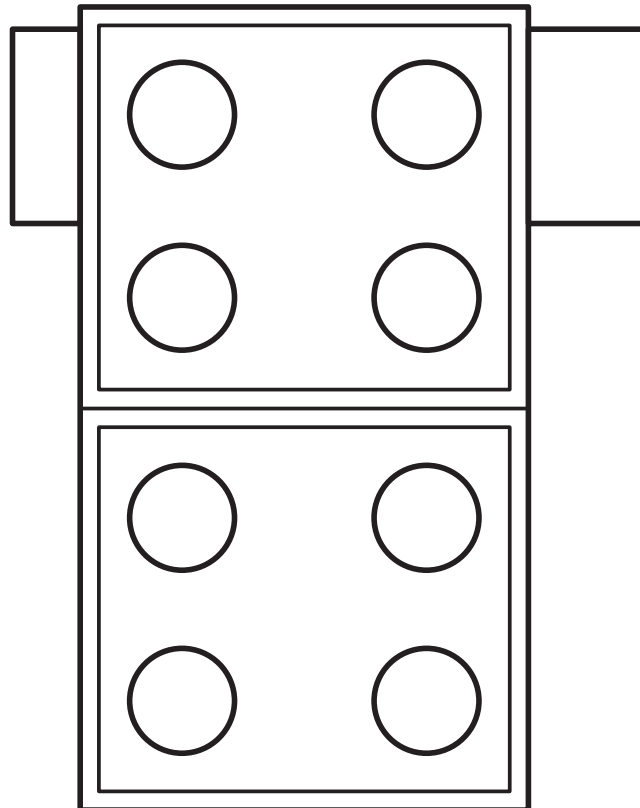
HSCH 2,5-2U/ 8 THR 9005 - PCB header

2203405

<https://www.phoenixcontact.com/us/products/2203405>



Schematic diagram



HSCH 2,5-2U/ 8 THR 9005 - PCB header




2203405

<https://www.phoenixcontact.com/us/products/2203405>

Approvals

To download certificates, visit the product detail page: <https://www.phoenixcontact.com/us/products/2203405>

<div> cULus Recognized Approval ID: E60425-20150613</div>				
	Nominal voltage U_N	Nominal current I_N	Cross section AWG	Cross section mm^2
Use group B	150 V	8 A	-	-
Use group F	160 V	8 A	-	-

HSCH 2,5-2U/ 8 THR 9005 - PCB header



2203405

<https://www.phoenixcontact.com/us/products/2203405>

Classifications

ECLASS

ECLASS-11.0	27460201
ECLASS-12.0	27460201
ECLASS-13.0	27460201

ETIM

ETIM 9.0	EC002637
----------	----------

UNSPSC

UNSPSC 21.0	39121400
-------------	----------

HSCH 2,5-2U/ 8 THR 9005 - PCB header



2203405

<https://www.phoenixcontact.com/us/products/2203405>

Environmental product compliance

EU RoHS	
Fulfills EU RoHS substance requirements	Yes, No exemptions
China RoHS	
Environment friendly use period (EFUP)	EFUP-E
	No hazardous substances above the limits
EU REACH SVHC	
REACH candidate substance (CAS No.)	No substance above 0.1 wt%

Phoenix Contact 2024 © - all rights reserved
<https://www.phoenixcontact.com>

Phoenix Contact USA
586 Fulling Mill Road
Middletown, PA 17057, United States
(+717) 944-1300
info@phoenixcon.com