


MSTBC 2,5/16-STZF-5,08 - PCB connector



1809873

<https://www.phoenixcontact.com/us/products/1809873>

Please be informed that the data shown in this PDF document is generated from our online catalog. Please find the complete data in the user documentation. Our general terms of use for downloads are valid.



PCB connector, nominal cross section: 2.5 mm², color: green, nominal current: 12 A, rated voltage (III/2): 320 V, contact connection type: Socket, number of potentials: 16, number of rows: 1, number of positions: 16, number of connections: 16, product range: MSTBC 2,5/..-STZF, pitch: 5.08 mm, connection method: Crimp connection, screw head form: L Slotted, conductor/PCB connection direction: 0 °, locking clip: - without locking clip, plug-in system: COMBICON MSTB 2,5, locking: Screw locking mechanism, mounting: Screw flange, type of packaging: packed in cardboard, Corresponding female crimp contacts with current [A] and conductor cross section range [mm²] data: 10A/MSTBC-MT 0,5-1,0 (3190564); 10A/MSTBC-MT 0,5-1,0 BA (3190645); 12A/MSTBC-MT 1,5-2,5 (3190551); 12A/MSTBC-MT 1,5-2,5 BA (3190658). BA = Bandkontakte

Your advantages

- Inexpensive connection of large quantities of preassembled conductors
- Pull-out aid facilitates handling and allows the tensile force to be reduced at the contact point
- Screwable flange for superior mechanical stability

Commercial data

Item number	1809873
Packing unit	50 pc
Minimum order quantity	50 pc
Sales key	AA03
Product key	AACCEC
Catalog page	Page 295 (C-1-2013)
GTIN	4017918048013
Weight per piece (including packing)	9.43 g
Weight per piece (excluding packing)	9.43 g
Customs tariff number	85389099
Country of origin	PL

MSTBC 2,5/16-STZF-5,08 - PCB connector



1809873

<https://www.phoenixcontact.com/us/products/1809873>

Technical data

Product properties

Product type	PCB connector
Product family	MSTBC 2,5/..-STZF
Product line	COMBICON Connectors M
Type	Standard
Number of positions	16
Pitch	5.08 mm
Number of connections	16
Number of rows	1
Number of potentials	16
Mounting flange	Screw flange

Electrical properties

Nominal current I_N	12 A
Nominal voltage U_N	320 V
Degree of pollution	3
Rated voltage (III/3)	320 V
Rated surge voltage (III/3)	4 kV
Rated voltage (III/2)	320 V
Rated surge voltage (III/2)	4 kV
Rated voltage (II/2)	630 V
Rated surge voltage (II/2)	4 kV

Connection data

Connection technology

Type	Standard
Connector system	COMBICON MSTB 2,5
Nominal cross section	2.5 mm ²
Contact connection type	Socket

Interlock

Locking type	Screw locking mechanism
Mounting flange	Screw flange
Tightening torque	0.3 Nm

Conductor connection

Connection method	Crimp connection
Conductor/PCB connection direction	0 °
Conductor cross section flexible	0.5 mm ² ... 2.5 mm ²
Conductor cross section AWG	20 ... 14

Material specifications

MSTBC 2,5/16-STZF-5,08 - PCB connector

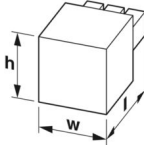
1809873

<https://www.phoenixcontact.com/us/products/1809873>

Material data - housing

Color (Housing)	green (6021)
Insulating material	PA
Insulating material group	I
CTI according to IEC 60112	600
Flammability rating according to UL 94	V0
Glow wire flammability index GWFI according to EN 60695-2-12	850
Glow wire ignition temperature GWIT according to EN 60695-2-13	775
Temperature for the ball pressure test according to EN 60695-10-2	125 °C

Dimensions

Dimensional drawing	
Pitch	5.08 mm
Width [w]	91.26 mm
Height [h]	10.5 mm
Length [l]	25 mm

Mounting

Drive form screw head	Slotted (L)
Tightening torque	0.3 Nm

Notes

Notes on operation	In accordance with IEC 61984, COMBICON connectors have no switching power (COC). During designated use, they must not be plugged in or disconnected when carrying voltage or under load.
--------------------	--

Environmental and real-life conditions

Ambient conditions

Ambient temperature (operation)	-40 °C ... 100 °C (dependent on the derating curve)
Ambient temperature (storage/transport)	-40 °C ... 70 °C
Relative humidity (storage/transport)	30 % ... 70 %
Ambient temperature (assembly)	-5 °C ... 100 °C

Electrical tests

Air clearances and creepage distances |

Specification	IEC 60664-1:2007-04
Insulating material group	I
Comparative tracking index (IEC 60112)	CTI 600

MSTBC 2,5/16-STZF-5,08 - PCB connector



1809873

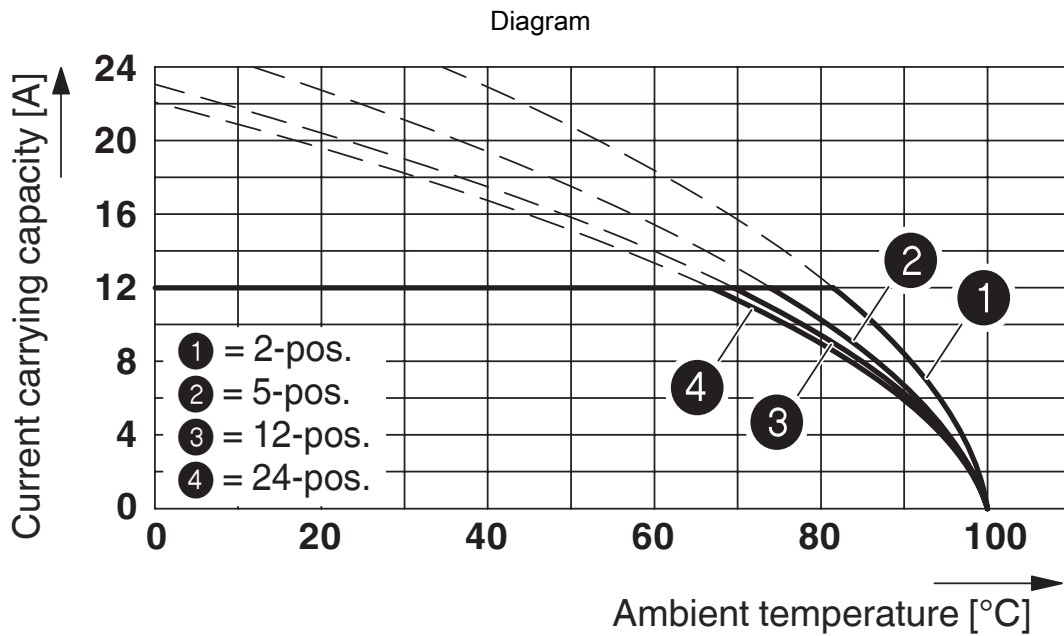
<https://www.phoenixcontact.com/us/products/1809873>

Rated insulation voltage (III/3)	320 V
Rated surge voltage (III/3)	4 kV
minimum clearance value - non-homogenous field (III/3)	3 mm
minimum creepage distance (III/3)	4 mm
Rated insulation voltage (III/2)	320 V
Rated surge voltage (III/2)	4 kV
minimum clearance value - non-homogenous field (III/2)	3 mm
minimum creepage distance (III/2)	3 mm
Rated insulation voltage (II/2)	630 V
Rated surge voltage (II/2)	4 kV
minimum clearance value - non-homogenous field (II/2)	3 mm
minimum creepage distance (II/2)	3.2 mm

Packaging specifications

Type of packaging	packed in cardboard
-------------------	---------------------

Drawings



Type: MSTBC 2,5/...-ST-5,08 with MSTBA 2,5/...-G-5,08; contact: MSTBC-MT 1,5 - 2,5

MSTBC 2,5/16-STZF-5,08 - PCB connector





1809873


<https://www.phoenixcontact.com/us/products/1809873>

Approvals

To download certificates, visit the product detail page: <https://www.phoenixcontact.com/us/products/1809873>

 cULus Recognized Approval ID: E60425-19930525				
	Nominal voltage U_N	Nominal current I_N	Cross section AWG	Cross section mm^2
Use group B	300 V	10 A	20 - 14	-
Use group D	300 V	10 A	20 - 14	-

 CSA Approval ID: 13631				
	Nominal voltage U_N	Nominal current I_N	Cross section AWG	Cross section mm^2
	300 V	10 A	20 - 14	-

 VDE Zeichengenehmigung Approval ID: 40050648				
--	--	--	--	--

MSTBC 2,5/16-STZF-5,08 - PCB connector



1809873

<https://www.phoenixcontact.com/us/products/1809873>

Classifications

ECLASS

ECLASS-11.0	27460202
ECLASS-12.0	27460202
ECLASS-13.0	27460202

ETIM

ETIM 9.0	EC002638
----------	----------

UNSPSC

UNSPSC 21.0	39121400
-------------	----------

MSTBC 2,5/16-STZF-5,08 - PCB connector



1809873

<https://www.phoenixcontact.com/us/products/1809873>

Environmental product compliance

EU RoHS

Fulfills EU RoHS substance requirements	Yes, No exemptions
---	--------------------

China RoHS

Environment friendly use period (EFUP)	EFUP-E
	No hazardous substances above the limits

EU REACH SVHC

REACH candidate substance (CAS No.)	No substance above 0.1 wt%
-------------------------------------	----------------------------

MSTBC 2,5/16-STZF-5,08 - PCB connector



1809873

<https://www.phoenixcontact.com/us/products/1809873>

Accessories

MSTBC-MT 0,5-1,0 - Crimp contact

3190564

<https://www.phoenixcontact.com/us/products/3190564>



Module female contact, is inserted into the plug housing MSTBC after crimping the conductor, for conductors from 0.5 to 1.0 mm²

MSTBC-MT 0,5-1,0 BA - Crimp contact

3190645

<https://www.phoenixcontact.com/us/products/3190645>



Module female contact, is inserted into the MSTBC connector shell after the conductor has been crimped, for conductors from 0.5 - 1.0 mm², ribbon contact

MSTBC 2,5/16-STZF-5,08 - PCB connector



1809873

<https://www.phoenixcontact.com/us/products/1809873>

MSTBC-MT 1,5-2,5 - Crimp contact

3190551

<https://www.phoenixcontact.com/us/products/3190551>



Module female contact, is inserted into the plug housing MSTBC after crimping the conductor, for conductors from 1.5 to 2.5 mm²

MSTBC-MT 1,5-2,5 BA - Crimp contact

3190658

<https://www.phoenixcontact.com/us/products/3190658>



Module female contact, is inserted into the MSTBC connector shell after the conductor has been crimped, for conductors from 1.5 - 2.5 mm², ribbon contact

MSTBC 2,5/16-STZF-5,08 - PCB connector



1809873

<https://www.phoenixcontact.com/us/products/1809873>

CRIMPFOX MT 2,5 - Crimping pliers

1204038

<https://www.phoenixcontact.com/us/products/1204038>



Crimping pliers, for crimping conductors to the module female contacts STG-MTN, crimp range: 0.5-2.5 mm², AWG: 20-14

SZS 0,4X2,5 VDE - Screwdriver

1205037

<https://www.phoenixcontact.com/us/products/1205037>



Screwdriver, slot-headed, VDE insulated, size: 0.4 x 2.5 x 80 mm, 2-component grip, with non-slip grip

MSTBC 2,5/16-STZF-5,08 - PCB connector

1809873

<https://www.phoenixcontact.com/us/products/1809873>

STZ 2-MSTBC-5,08 - Strain relief

1810529

<https://www.phoenixcontact.com/us/products/1810529>



Strain relief for snapping into the latching chambers of the plug components, 2-pos., labeling with ZB 6

STZ 4-MSTBC-5,08 - Strain relief

1810532

<https://www.phoenixcontact.com/us/products/1810532>



Strain relief for snapping into the latching chambers of the plug components, 4-pos., labeling with ZB 6

MSTBC 2,5/16-STZF-5,08 - PCB connector



1809873

<https://www.phoenixcontact.com/us/products/1809873>

STZ 8-MSTBC-5,08 - Strain relief

1810516

<https://www.phoenixcontact.com/us/products/1810516>



Strain relief for snapping into the latching chambers of the plug components, 8-pos., labeling with ZB 6

STZ 12-MSTBC-5,08 - Strain relief

1810503

<https://www.phoenixcontact.com/us/products/1810503>



Strain relief for snapping into the latching chambers of the plug components, 12-pos., labeling with ZB 6

MSTBC 2,5/16-STZF-5,08 - PCB connector




1809873

<https://www.phoenixcontact.com/us/products/1809873>

SK 5,08/3,8:FORTL.ZAHLEN - Marker card

0804293

<https://www.phoenixcontact.com/us/products/0804293>



Marker card, white, labeled, horizontal: consecutive numbers 1 ... 10, 11 ... 20, etc. up to 91 ... (99)100, mounting type: adhesive, for terminal block width: 5.08 mm, lettering field size: 5.08 x 3.8 mm

CP-MSTB - Coding profile

1734634

<https://www.phoenixcontact.com/us/products/1734634>



Coding profile, is inserted into the slot on the plug or inverted header, red insulating material

MSTBC 2,5/16-STZF-5,08 - PCB connector



1809873

<https://www.phoenixcontact.com/us/products/1809873>

MSTBC-MT 0,2-0,5 - Crimp contact

1879531

<https://www.phoenixcontact.com/us/products/1879531>



Module socket contact, is inserted into the plug housing MSTBC after crimping the conductor, for conductors from 0.2 to 0.5 mm²

MSTBC-MT 0,2-0,5 BAND - Crimp contact

1879544

<https://www.phoenixcontact.com/us/products/1879544>



Module socket contact, is inserted into the plug housing MSTBC after crimping the conductor, for conductors from 0.2 to 0.5 mm²

MSTBC 2,5/16-STZF-5,08 - PCB connector




1809873

<https://www.phoenixcontact.com/us/products/1809873>

MSTB 2,5/16-GF-5,08 - PCB header

1776647

<https://www.phoenixcontact.com/us/products/1776647>




PCB headers, nominal cross section: 2.5 mm², color: green, nominal current: 12 A, rated voltage (III/2): 320 V, contact surface: Tin, contact connection type: Pin, number of potentials: 16, number of rows: 1, number of positions: 16, number of connections: 16, product range: MSTB 2,5/..-GF, pitch: 5.08 mm, mounting: Wave soldering, pin layout: Linear pinning, solder pin [P]: 3.23 mm, number of solder pins per potential: 1, plug-in system: COMBICON MSTB 2,5, Pin connector pattern alignment: Standard, locking: Screw locking mechanism, mounting: Threaded flange, type of packaging: packed in cardboard

MSTBV 2,5/16-GF-5,08 - PCB header

1777219

<https://www.phoenixcontact.com/us/products/1777219>



PCB headers, nominal cross section: 2.5 mm², color: green, nominal current: 12 A, rated voltage (III/2): 320 V, contact surface: Tin, contact connection type: Pin, number of potentials: 16, number of rows: 1, number of positions: 16, number of connections: 16, product range: MSTBV 2,5/..-GF, pitch: 5.08 mm, mounting: Wave soldering, pin layout: Linear pinning, solder pin [P]: 3.9 mm, number of solder pins per potential: 1, plug-in system: COMBICON MSTB 2,5, Pin connector pattern alignment: Standard, locking: Screw locking mechanism, mounting: Threaded flange, type of packaging: packed in cardboard

Phoenix Contact 2024 © - all rights reserved
<https://www.phoenixcontact.com>

Phoenix Contact USA
586 Fulling Mill Road
Middletown, PA 17057, United States
(+717) 944-1300
info@phoenixcon.com