


FKCN 2,5/ 6-ST-5,08 - PCB connector



1754607

<https://www.phoenixcontact.com/us/products/1754607>

Please be informed that the data shown in this PDF document is generated from our online catalog. Please find the complete data in the user documentation. Our general terms of use for downloads are valid.



PCB connector, nominal cross section: 2.5 mm², color: green, nominal current: 12 A, rated voltage (III/2): 320 V, contact surface: Tin, contact connection type: Socket, number of potentials: 6, number of rows: 1, number of positions: 6, number of connections: 6, product range: FKCN 2,5/..-ST, pitch: 5.08 mm, connection method: Push-in spring connection, conductor/PCB connection direction: 0 °, locking clip: - Locking clip, plug-in system: COMBICON MSTB 2,5, locking: without, mounting: without, type of packaging: packed in cardboard

Your advantages

- Time saving push-in connection, tools not required
- Intuitive operation due to color-coded actuating push button
- Extremely small design for the respective conductor cross section
- Defined contact force ensures that contact remains stable over the long term
- Can be combined with the MSTB 2,5 range

Commercial data

Item number	1754607
Packing unit	50 pc
Minimum order quantity	50 pc
Sales key	AA03
Product key	AACFFA
Catalog page	Page 278 (C-1-2013)
GTIN	4046356329569
Weight per piece (including packing)	7.388 g
Weight per piece (excluding packing)	6.9 g
Customs tariff number	85366990
Country of origin	BG

FKCN 2,5/ 6-ST-5,08 - PCB connector



1754607

<https://www.phoenixcontact.com/us/products/1754607>

Technical data

Product properties

Product type	PCB connector
Product family	FKCN 2,5/..-ST
Product line	COMBICON Connectors M
Type	Standard
Number of positions	6
Pitch	5.08 mm
Number of connections	6
Number of rows	1
Number of potentials	6
Mounting flange	without

Electrical properties

Nominal current I_N	12 A
Nominal voltage U_N	320 V
Degree of pollution	3
Contact resistance	1.2 m Ω
Rated voltage (III/3)	320 V
Rated surge voltage (III/3)	4 kV
Rated voltage (III/2)	320 V
Rated surge voltage (III/2)	4 kV
Rated voltage (II/2)	630 V
Rated surge voltage (II/2)	4 kV

Connection data

Connection technology

Type	Standard
Connector system	COMBICON MSTB 2,5
Nominal cross section	2.5 mm ²
Contact connection type	Socket

Interlock

Locking type	without
Mounting flange	without

Conductor connection

Connection method	Push-in spring connection
Conductor/PCB connection direction	0 °
Conductor cross section rigid	0.2 mm ² ... 1.5 mm ²
Conductor cross section flexible	0.2 mm ² ... 2.5 mm ²
Conductor cross section AWG	24 ... 16
Conductor cross section flexible, with ferrule without plastic	0.25 mm ² ... 1.5 mm ²

FKCN 2,5/ 6-ST-5,08 - PCB connector

1754607

<https://www.phoenixcontact.com/us/products/1754607>

sleeve	
Conductor cross section, flexible, with ferrule, with plastic sleeve	0.25 mm ² ... 1.5 mm ²
Cylindrical gauge a x b / diameter	2.8 mm x 2.0 mm / 2.0 mm
Stripping length	10 mm

Specifications for ferrules without insulating collar

recommended crimping tool	1212034 CRIMPFOX 6
---------------------------	--------------------

Material specifications

Material data - contact

Note	WEEE/RoHS-compliant, free of whiskers according to IEC 60068-2-82/JEDEC JESD 201
Contact material	Cu alloy
Surface characteristics	hot-dip tin-plated
Metal surface terminal point (top layer)	Tin (4 - 8 µm Sn)
Metal surface contact area (top layer)	Tin (4 - 8 µm Sn)

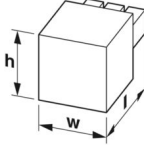
Material data - housing

Color (Housing)	green (6021)
Insulating material	PA
Insulating material group	I
CTI according to IEC 60112	600
Flammability rating according to UL 94	V0
Glow wire flammability index GWFI according to EN 60695-2-12	850
Glow wire ignition temperature GWIT according to EN 60695-2-13	775
Temperature for the ball pressure test according to EN 60695-10-2	125 °C

Material data – actuating element

Color (Actuating element)	orange (2003)
Insulating material	PA
Insulating material group	I
CTI according to IEC 60112	600
Flammability rating according to UL 94	V0

Dimensions

Dimensional drawing	
Pitch	5.08 mm
Width [w]	30.48 mm
Height [h]	10.9 mm

FKCN 2,5/ 6-ST-5,08 - PCB connector



1754607

<https://www.phoenixcontact.com/us/products/1754607>

Length [l]	27.1 mm
------------	---------

Notes

Notes on operation	In accordance with IEC 61984, COMBICON connectors have no switching power (COC). During designated use, they must not be plugged in or disconnected when carrying voltage or under load.
--------------------	--

Mechanical tests

Conductor connection

Specification	IEC 60999-1:1999-11
Result	Test passed

Test for conductor damage and slackening

Specification	IEC 60999-1:1999-11
Result	Test passed

Repeated connection and disconnection

Specification	IEC 60999-1:1999-11
Result	Test passed

Pull-out test

Specification	IEC 60999-1:1999-11
Conductor cross section/conductor type/tractive force setpoint/actual value	0.2 mm ² / solid / > 10 N
	0.2 mm ² / flexible / > 10 N
	1.5 mm ² / solid / > 40 N
	2.5 mm ² / flexible / > 50 N

Insertion and withdrawal forces

Result	Test passed
No. of cycles	25
Insertion strength per pos. approx.	10 N
Withdraw strength per pos. approx.	9 N

Resistance of inscriptions

Specification	IEC 60068-2-70:1995-12
Result	Test passed

Polarization and coding

Specification	IEC 60512-13-5:2006-02
Result	Test passed

Visual inspection

Specification	IEC 60512-1-1:2002-02
Result	Test passed

Dimension check

Specification	IEC 60512-1-2:2002-02
Result	Test passed

FKCN 2,5/ 6-ST-5,08 - PCB connector



1754607

<https://www.phoenixcontact.com/us/products/1754607>

Environmental and real-life conditions

Vibration test

Specification	IEC 60068-2-6:2007-12
Frequency	10 - 150 - 10 Hz
Sweep speed	1 octave/min
Amplitude	0.35 mm (10 Hz ... 60.1 Hz)
Acceleration	5g (60.1 Hz ... 150 Hz)
Test duration per axis	2.5 h

Durability test

Specification	IEC 60512-9-1:2010-03
Impulse withstand voltage at sea level	4.8 kV
Contact resistance R ₁	1.2 mΩ
Contact resistance R ₂	1.3 mΩ
Insertion/withdrawal cycles	25
Insulation resistance, neighboring positions	> 5 MΩ

Climatic test

Specification	ISO 6988:1985-02
Corrosive stress	0.2 dm ³ SO ₂ on 300 dm ³ /40 °C/1 cycle
Thermal stress	100 °C/168 h
Power-frequency withstand voltage	2.21 kV

Ambient conditions

Ambient temperature (operation)	-40 °C ... 100 °C (dependent on the derating curve)
Ambient temperature (storage/transport)	-40 °C ... 70 °C
Relative humidity (storage/transport)	30 % ... 70 %
Ambient temperature (assembly)	-5 °C ... 100 °C

Electrical tests

Thermal test | Test group C

Specification	IEC 60512-5-1:2002-02
Tested number of positions	12

Insulation resistance

Specification	IEC 60512-3-1:2002-02
Insulation resistance, neighboring positions	> 5 MΩ

Air clearances and creepage distances |

Specification	IEC 60664-1:2007-04
Insulating material group	I
Comparative tracking index (IEC 60112)	CTI 600
Rated insulation voltage (III/3)	320 V
Rated surge voltage (III/3)	4 kV

FKCN 2,5/ 6-ST-5,08 - PCB connector



1754607

<https://www.phoenixcontact.com/us/products/1754607>

minimum clearance value - non-homogenous field (III/3)	3 mm
minimum creepage distance (III/3)	4 mm
Rated insulation voltage (III/2)	320 V
Rated surge voltage (III/2)	4 kV
minimum clearance value - non-homogenous field (III/2)	3 mm
minimum creepage distance (III/2)	3 mm
Rated insulation voltage (II/2)	630 V
Rated surge voltage (II/2)	4 kV
minimum clearance value - non-homogenous field (II/2)	3 mm
minimum creepage distance (II/2)	3.2 mm

Packaging specifications

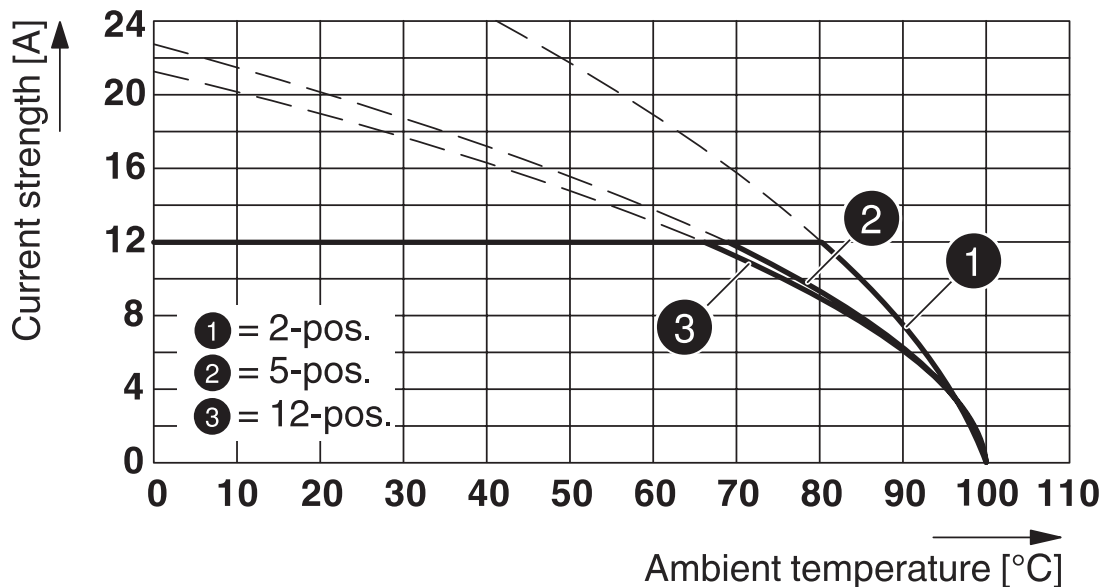
Type of packaging	packed in cardboard
-------------------	---------------------

1754607

<https://www.phoenixcontact.com/us/products/1754607>

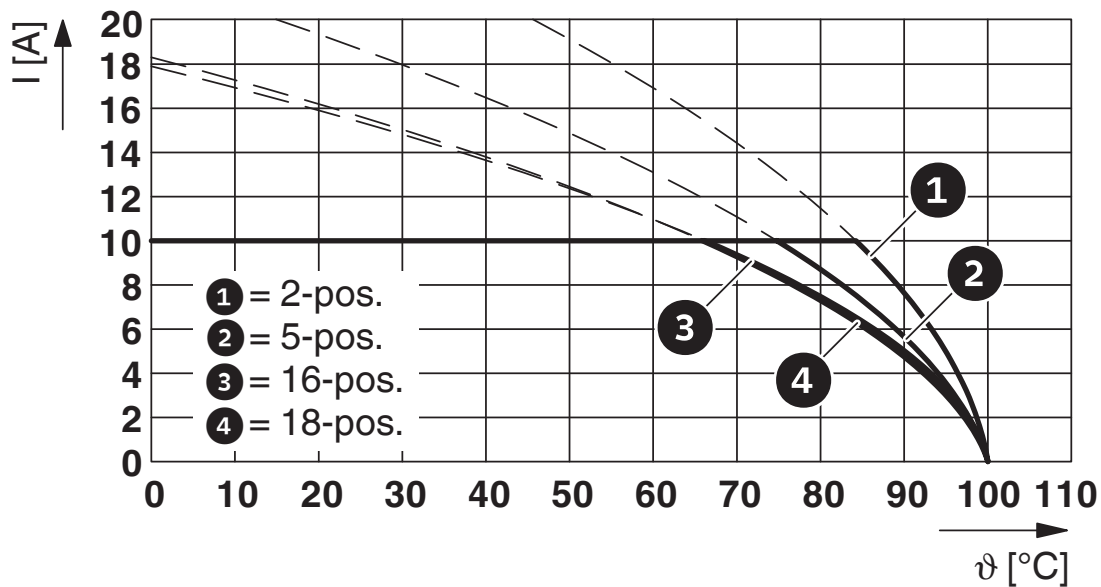
Drawings

Diagram



Type: FKCN 2,5/...-ST-5,08 with MSTBA 2,5/...-G-5,08

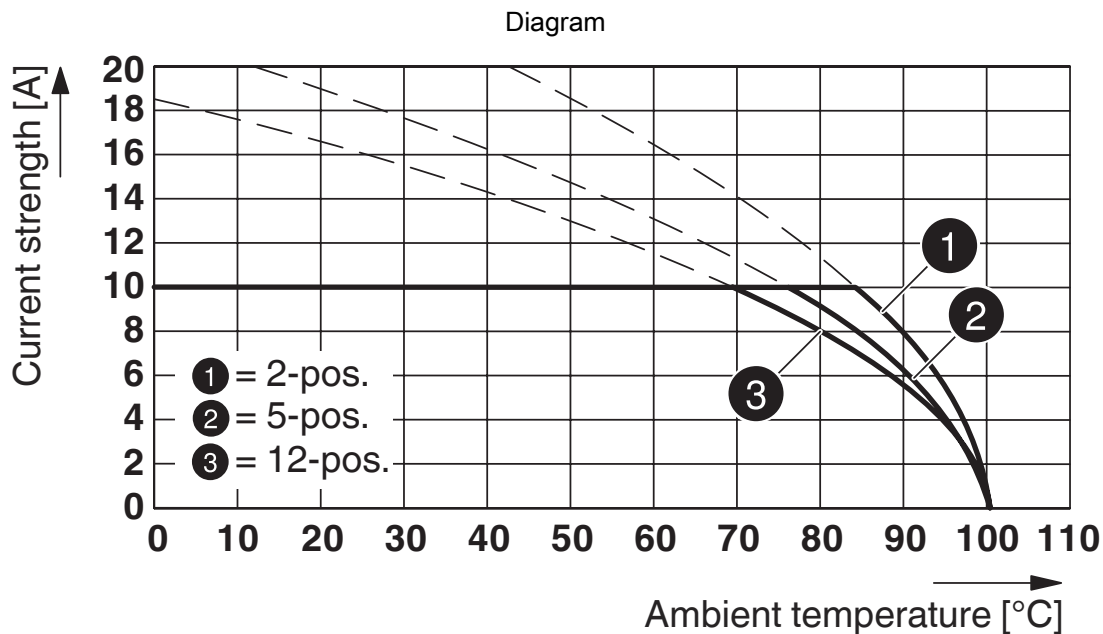
Diagram



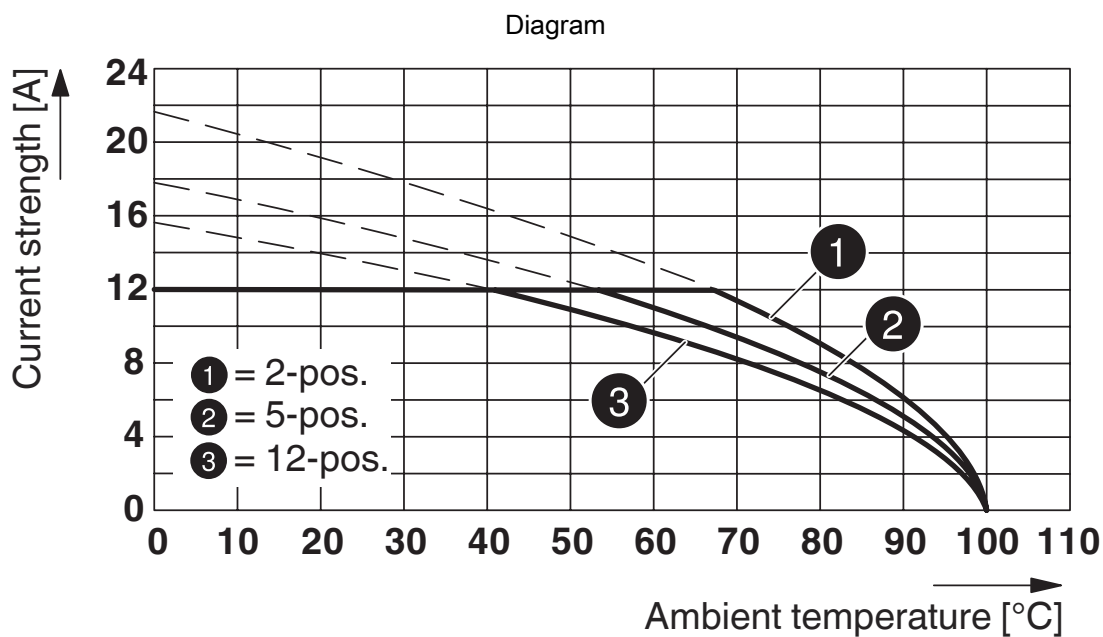
Type: FKCN 2,5/...-ST-5,08 with CCDN 2,5/...-G1-5,08 P...THR

1754607

<https://www.phoenixcontact.com/us/products/1754607>



Type: FKCN 2,5/...-ST-5,08 with MDSTBA 2,5/...-G-5,08



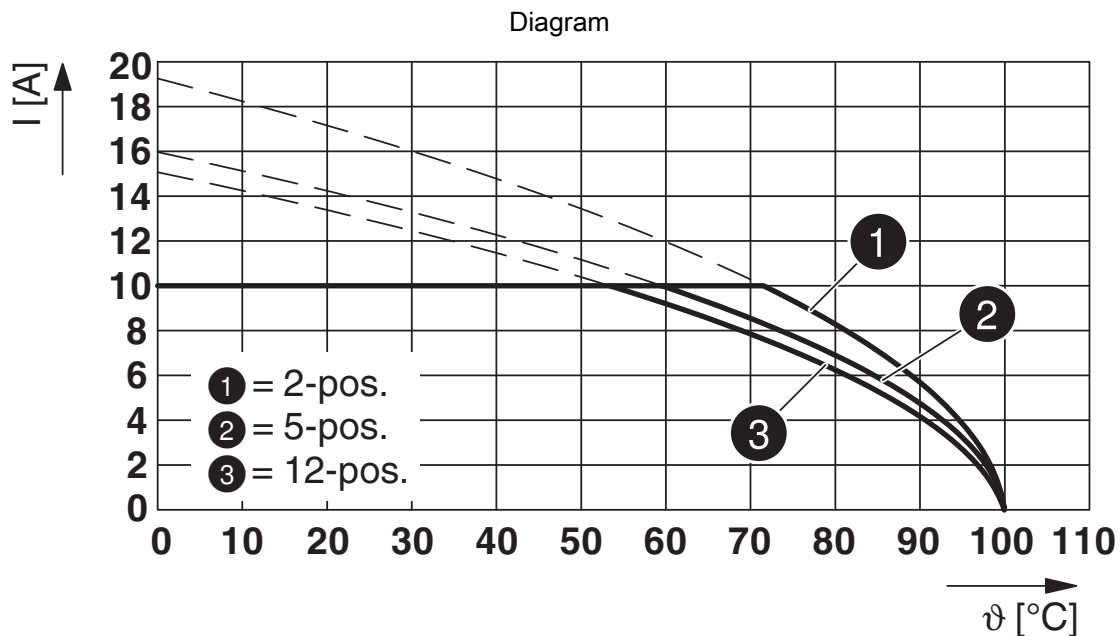
Type: FKCN 2,5/...-ST-5,08 with MSTBVA 2,5/...-G-5,08

FKCN 2,5/ 6-ST-5,08 - PCB connector

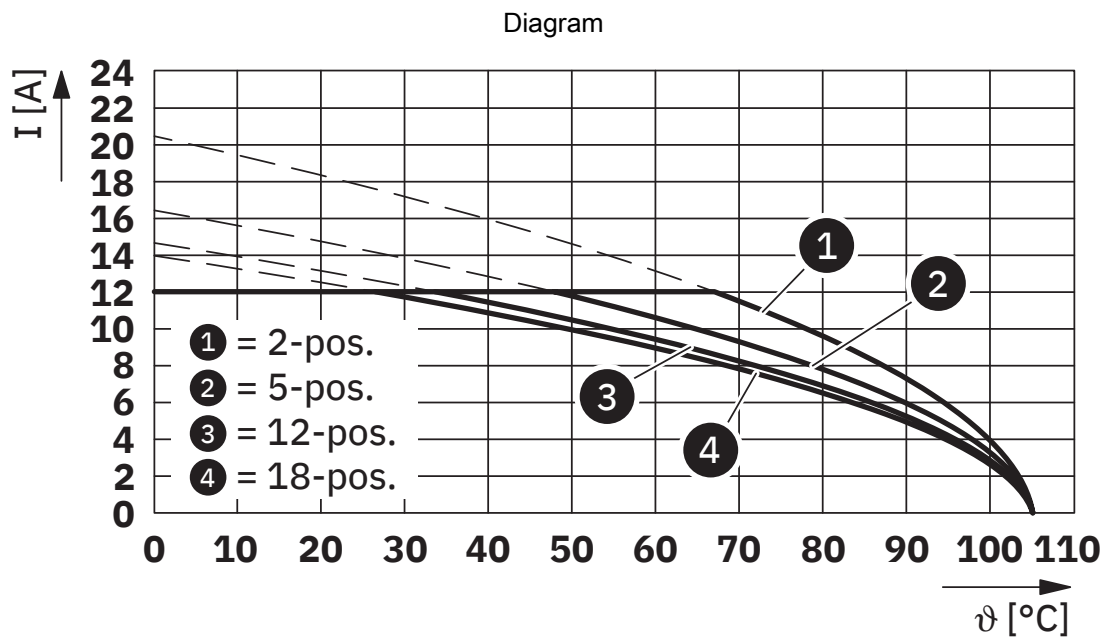


1754607

<https://www.phoenixcontact.com/us/products/1754607>



Type: FKCN 2,5/...-ST-5,08 with MDSTBV 2,5/...-G-5,08



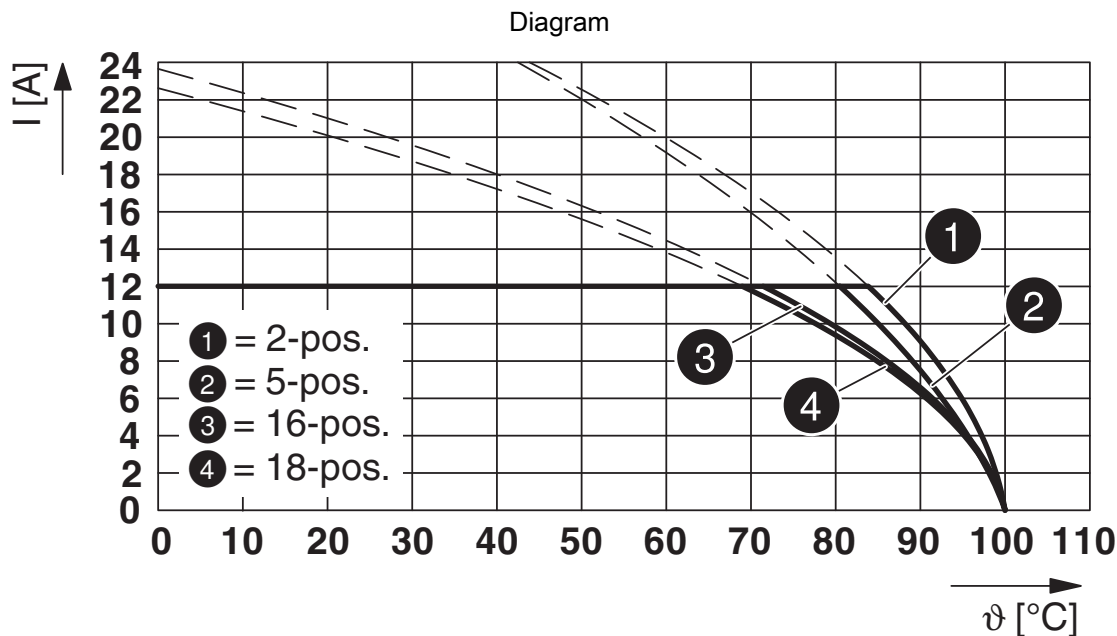
Type: FKCN 2,5/...-ST-5,08 with MSTBV 2,5/...-G-5,08

FKCN 2,5/ 6-ST-5,08 - PCB connector

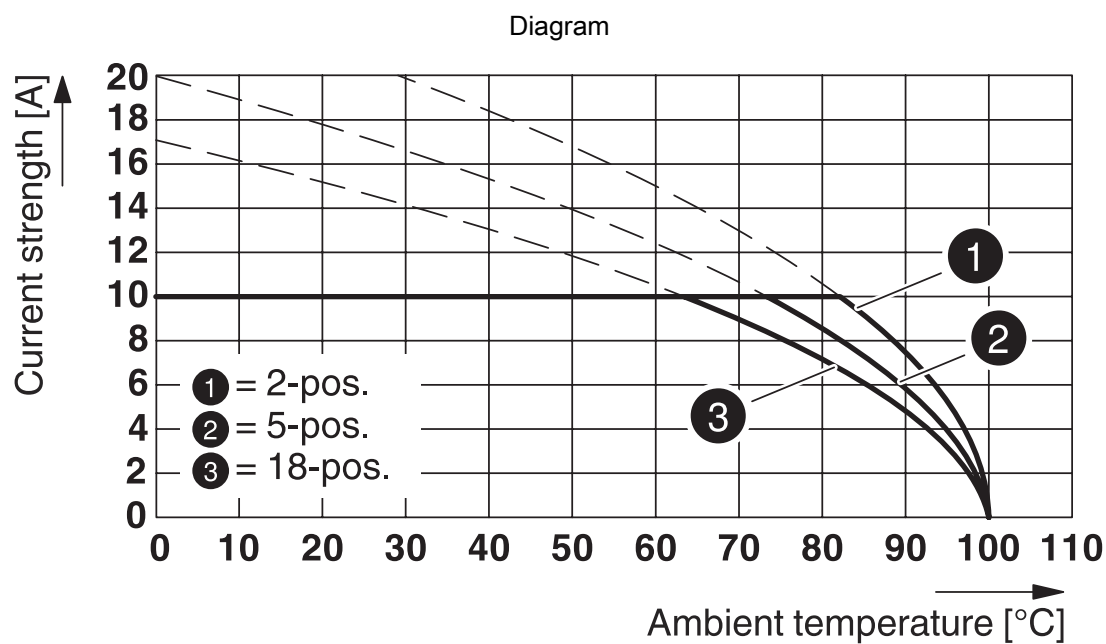


1754607

<https://www.phoenixcontact.com/us/products/1754607>



Type: FKCN 2,5/...-ST-5,08 with MSTB 2,5/...-G-5,08



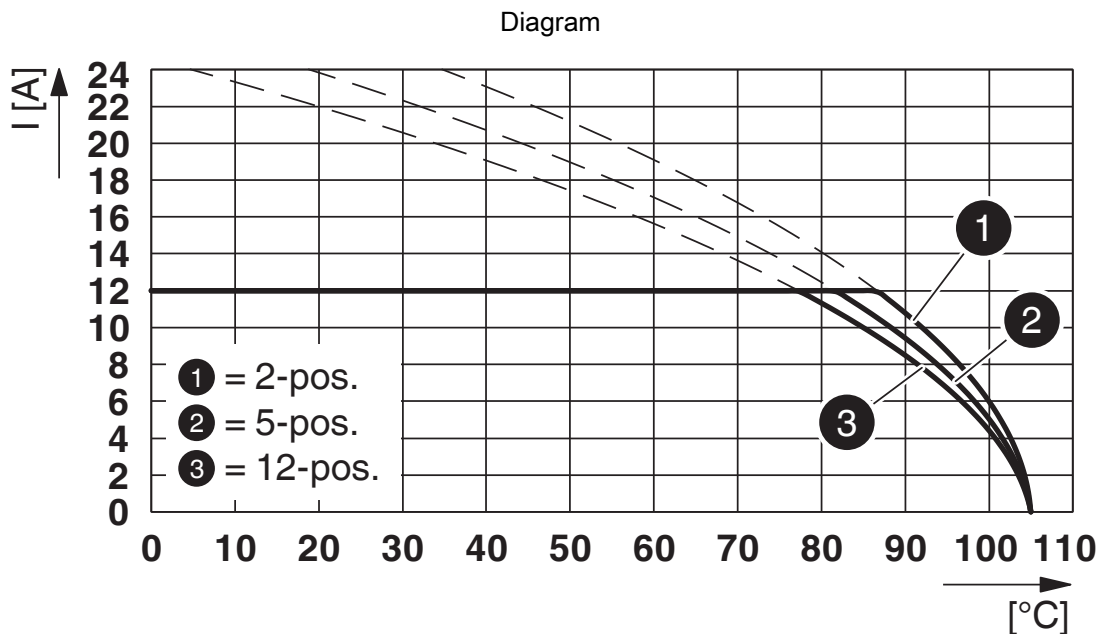
Type: FKCN 2,5/...-ST-5,08 with MDSTB 2,5/...-G1-5,08

FKCN 2,5/ 6-ST-5,08 - PCB connector

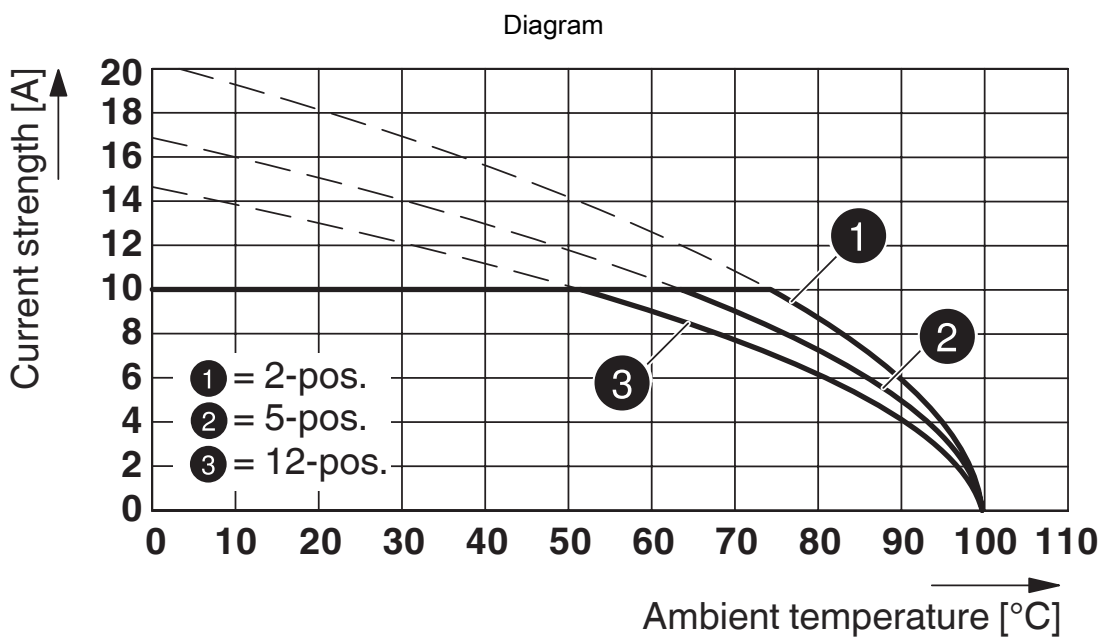


1754607

<https://www.phoenixcontact.com/us/products/1754607>



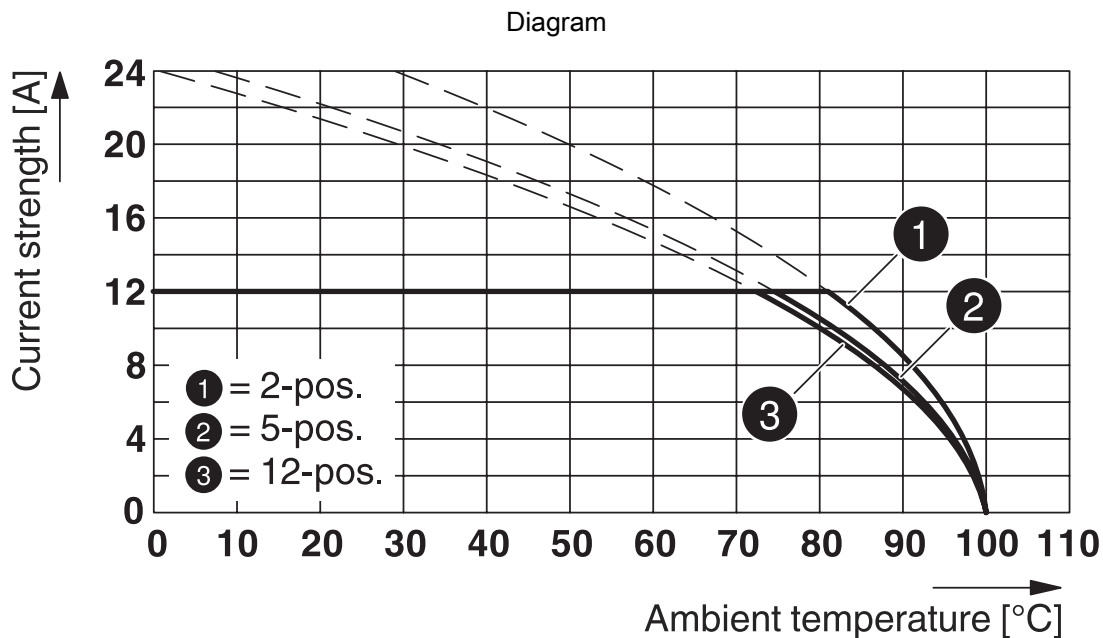
Type: FKCN 2,5/...-ST-5,08 with CCV 2,5/...-G-5,08 P...THR



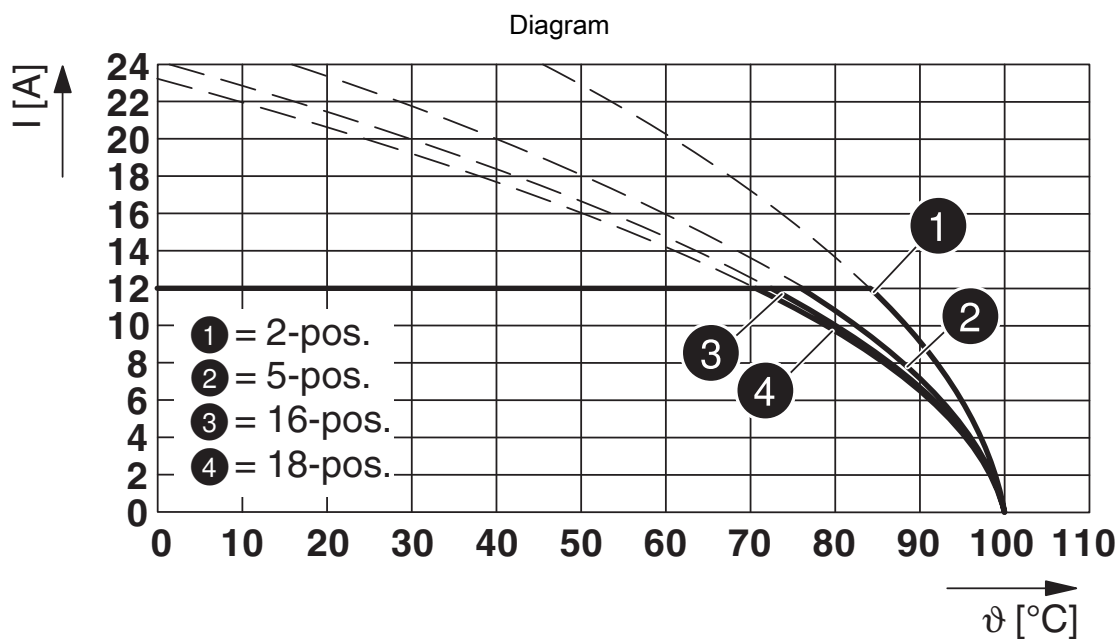
Type: FKCN 2,5/...-ST-5,08 with MDSTBVA 2,5/...-G-5,08

1754607

<https://www.phoenixcontact.com/us/products/1754607>



Type: FKCN 2,5/...-ST-5,08 with CCA 2,5/...-G-5,08 P26THR



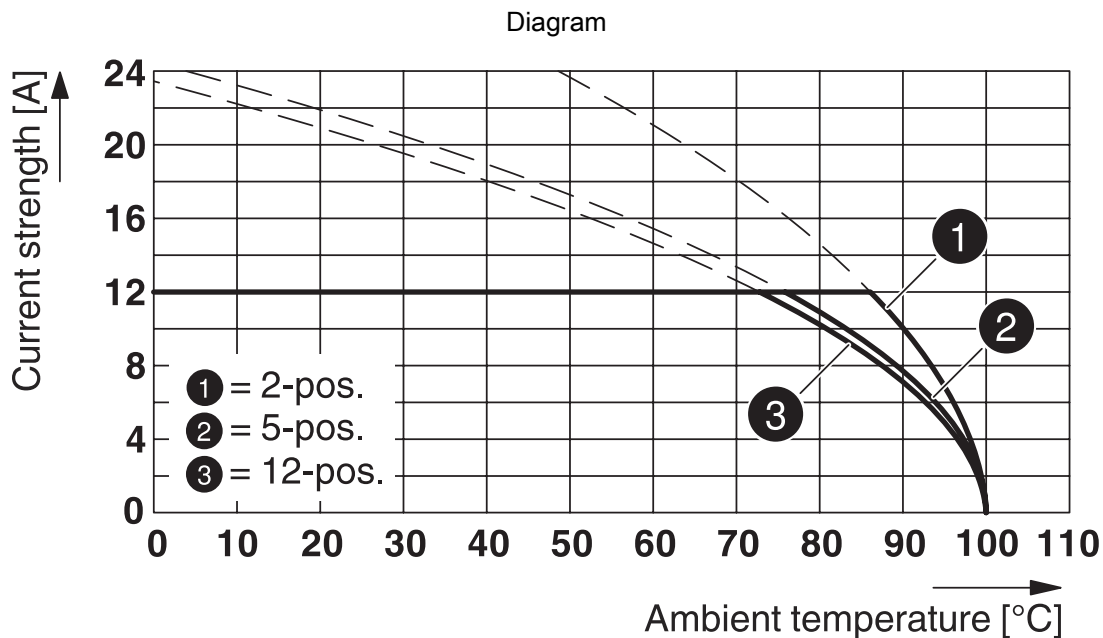
Type: FKCN 2,5/...-ST-5,08 with SMSTB 2,5/...-G-5,08

FKCN 2,5/ 6-ST-5,08 - PCB connector

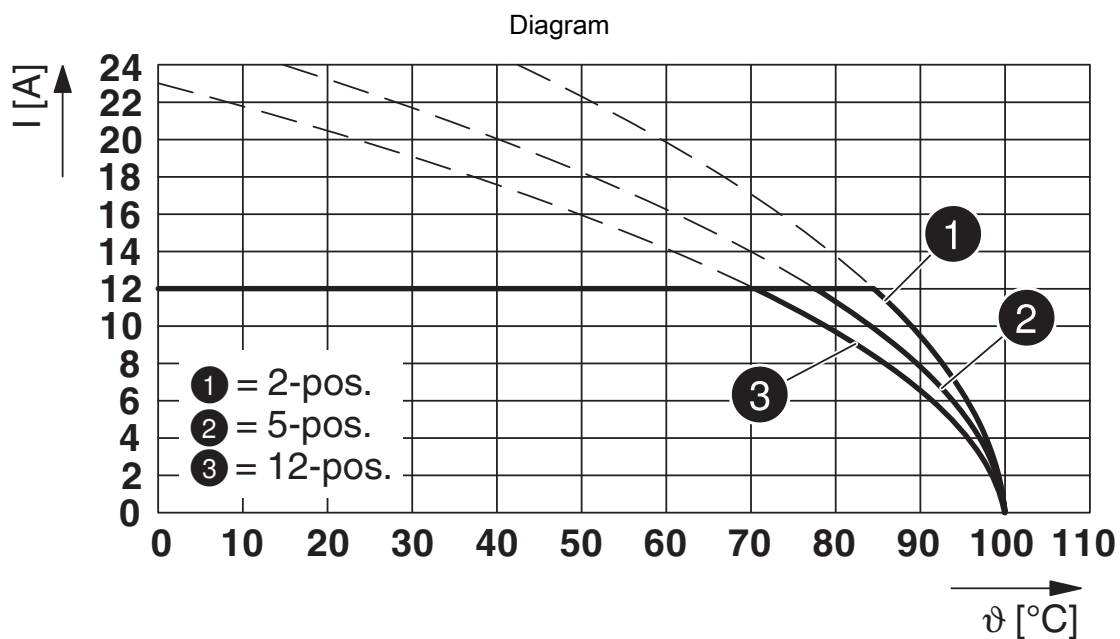


1754607

<https://www.phoenixcontact.com/us/products/1754607>



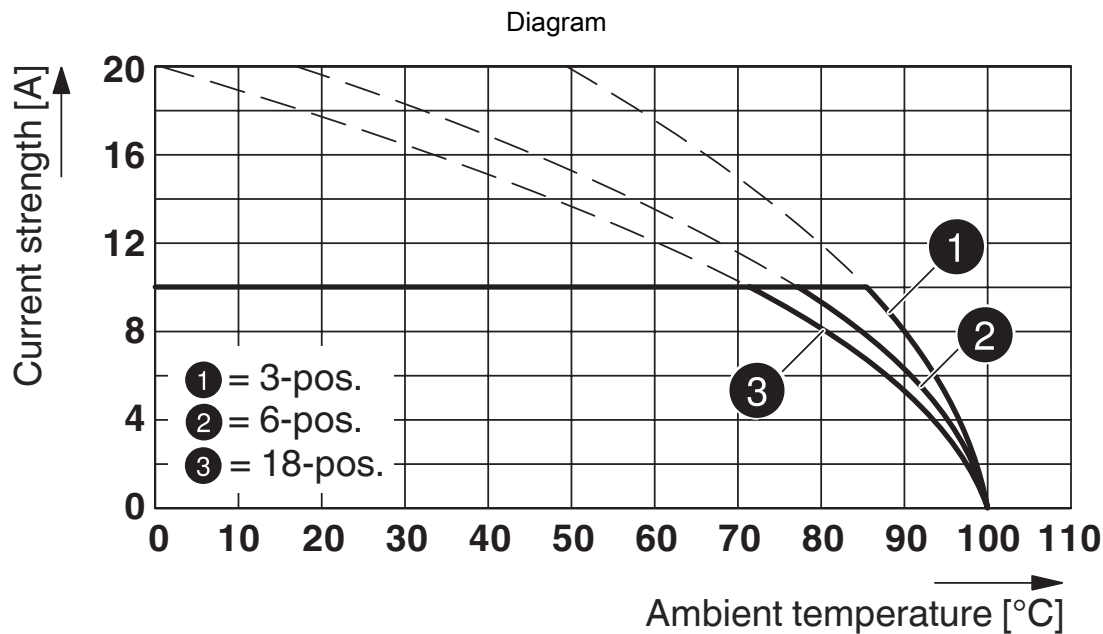
Type: FKCN 2,5/...-ST-5,08 with CCVA 2,5/...-G-5,08 P26THR



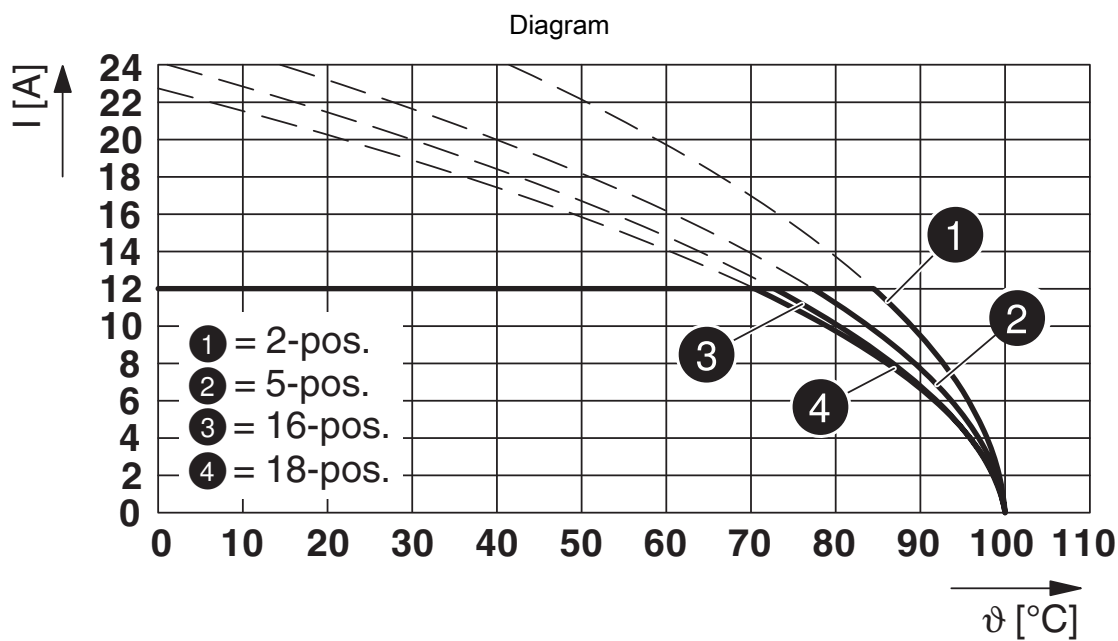
Type: FKCN 2,5/...-ST-5,08 with CC 2,5/...-G-5,08 P...THR

1754607

<https://www.phoenixcontact.com/us/products/1754607>



Type: FKCN 2,5/...-ST-5,08 with MDSTBV 2,5/...-G1-5,08



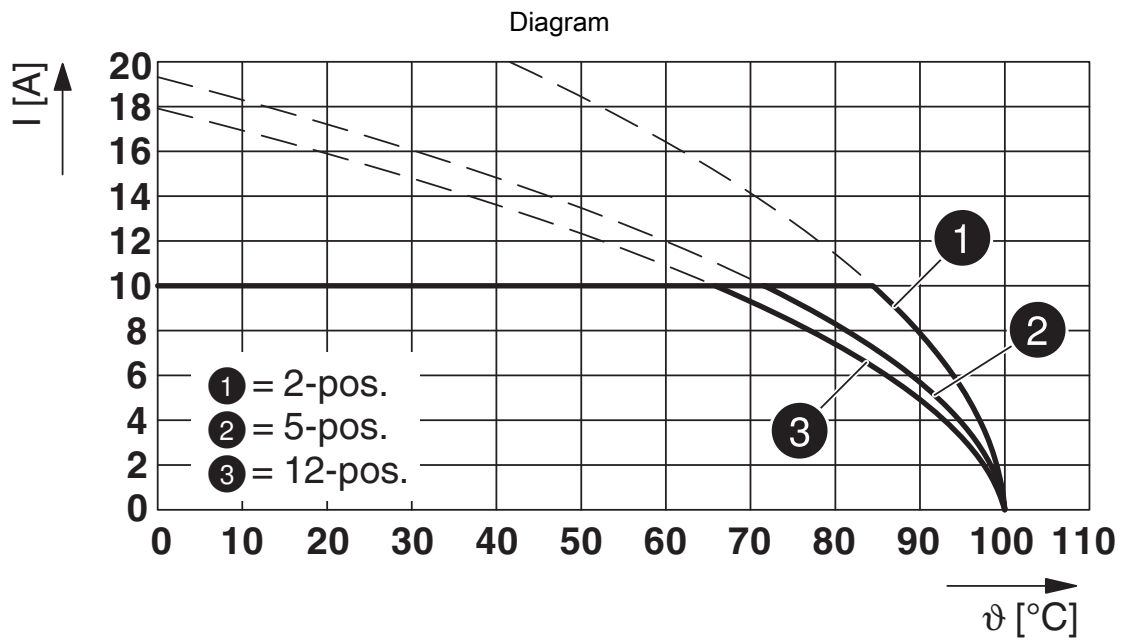
Type: FKCN 2,5/...-ST-5,08 with SMSTBA 2,5/...-G-5,08

FKCN 2,5/ 6-ST-5,08 - PCB connector



1754607

<https://www.phoenixcontact.com/us/products/1754607>



Type: FKCN 2,5/...-ST-5,08 with MDSTBW 2,5/...-G-5,08

FKCN 2,5/ 6-ST-5,08 - PCB connector





1754607

<https://www.phoenixcontact.com/us/products/1754607>

Approvals

To download certificates, visit the product detail page: <https://www.phoenixcontact.com/us/products/1754607>

 cULus Recognized Approval ID: E60425-19931012				
	Nominal voltage U_N	Nominal current I_N	Cross section AWG	Cross section mm^2
Use group B	300 V	10 A	24 - 14	-
Use group D	300 V	10 A	24 - 14	-

 VDE Gutachten mit Fertigungsüberwachung Approval ID: 40041908				
	Nominal voltage U_N	Nominal current I_N	Cross section AWG	Cross section mm^2
	400 V	12 A	-	0.2 - 2.5

FKCN 2,5/ 6-ST-5,08 - PCB connector



1754607

<https://www.phoenixcontact.com/us/products/1754607>

Classifications

ECLASS

ECLASS-11.0	27460202
ECLASS-12.0	27460202
ECLASS-13.0	27460202

ETIM

ETIM 9.0	EC002638
----------	----------

UNSPSC

UNSPSC 21.0	39121400
-------------	----------

FKCN 2,5/ 6-ST-5,08 - PCB connector



1754607

<https://www.phoenixcontact.com/us/products/1754607>

Environmental product compliance

EU RoHS

Fulfills EU RoHS substance requirements	Yes, No exemptions
---	--------------------

China RoHS

Environment friendly use period (EFUP)	EFUP-E
	No hazardous substances above the limits

EU REACH SVHC

REACH candidate substance (CAS No.)	No substance above 0.1 wt%
-------------------------------------	----------------------------

FKCN 2,5/ 6-ST-5,08 - PCB connector

1754607

<https://www.phoenixcontact.com/us/products/1754607>

Accessories

CP-MSTB - Coding profile

1734634

<https://www.phoenixcontact.com/us/products/1734634>

Coding profile, is inserted into the slot on the plug or inverted header, red insulating material



CRIMPFOX 6 - Crimping pliers

1212034

<https://www.phoenixcontact.com/us/products/1212034>

Crimping pliers, for ferrules without insulating collar according to DIN 46228 Part 1 and ferrules with insulating collar according to DIN 46228 Part 4, 0.25 mm² ... 6.0 mm², lateral entry, trapezoidal crimp



FKCN 2,5/ 6-ST-5,08 - PCB connector

1754607

<https://www.phoenixcontact.com/us/products/1754607>

AI 0,5 -10 WH - Ferrule

3201275

<https://www.phoenixcontact.com/us/products/3201275>



Ferrule, sleeve length: 10 mm, color: white

AI 0,75-10 GY - Ferrule

3201288

<https://www.phoenixcontact.com/us/products/3201288>



Ferrule, sleeve length: 10 mm, color: gray

FKCN 2,5/ 6-ST-5,08 - PCB connector

1754607

<https://www.phoenixcontact.com/us/products/1754607>

AI 1 -10 RD - Ferrule

3200182

<https://www.phoenixcontact.com/us/products/3200182>



Ferrule, sleeve length: 10 mm, color: red

AI 1,5 -10 BK - Ferrule

3200195

<https://www.phoenixcontact.com/us/products/3200195>



Ferrule, sleeve length: 10 mm, color: black

FKCN 2,5/ 6-ST-5,08 - PCB connector



1754607

<https://www.phoenixcontact.com/us/products/1754607>

A 0,5 -10 - Ferrule

3202494

<https://www.phoenixcontact.com/us/products/3202494>



Ferrule, color: silver

A 0,75-10 - Ferrule

3200234

<https://www.phoenixcontact.com/us/products/3200234>



Ferrule, color: silver

FKCN 2,5/ 6-ST-5,08 - PCB connector

1754607

<https://www.phoenixcontact.com/us/products/1754607>

A 1 -10 - Ferrule

3200250

<https://www.phoenixcontact.com/us/products/3200250>

Ferrule, color: silver



A 1,5 -10 - Ferrule

3200276

<https://www.phoenixcontact.com/us/products/3200276>

Ferrule, sleeve length: 10 mm, color: silver



FKCN 2,5/ 6-ST-5,08 - PCB connector

1754607

<https://www.phoenixcontact.com/us/products/1754607>



SZS 0,6X3,5 - Screwdriver

1205053

<https://www.phoenixcontact.com/us/products/1205053>



Actuation tool, for ST terminal blocks, insulated, also suitable for use as a bladed screwdriver, size: 0.6 x 3.5 x 100 mm, 2-component grip, with non-slip grip

MSTBW 2,5/ 6-G-5,08 - PCB header

1735840

<https://www.phoenixcontact.com/us/products/1735840>



PCB headers, nominal cross section: 2.5 mm², color: green, nominal current: 12 A, rated voltage (III/2): 320 V, contact surface: Tin, contact connection type: Pin, number of potentials: 6, number of rows: 1, number of positions: 6, number of connections: 6, product range: MSTBW 2,5/...-G, pitch: 5.08 mm, mounting: Wave soldering, pin layout: Linear pinning, solder pin [P]: 3.5 mm, number of solder pins per potential: 1, plug-in system: COMBICON MSTB 2,5, Pin connector pattern alignment: Standard, locking: without, mounting: without, type of packaging: packed in cardboard

FKCN 2,5/ 6-ST-5,08 - PCB connector

1754607

<https://www.phoenixcontact.com/us/products/1754607>



CCDN 2,5/ 6-G1-5,08 P26 THR - PCB header

1753174

<https://www.phoenixcontact.com/us/products/1753174>



PCB headers, nominal cross section: 2.5 mm², color: black, nominal current: 12 A, rated voltage (III/2): 320 V, contact surface: Tin, contact connection type: Pin, number of potentials: 12, number of rows: 2, number of positions: 6, number of connections: 12, product range: CCDN 2,5/..-G1-THR, pitch: 5.08 mm, mounting: THR soldering, pin layout: Linear pinning, solder pin [P]: 2.6 mm, number of solder pins per potential: 1, plug-in system: COMBICON MSTB 2,5, Pin connector pattern alignment: Standard, locking: without, mounting: without, type of packaging: packed in cardboard

Phoenix Contact 2024 © - all rights reserved

<https://www.phoenixcontact.com>

Phoenix Contact USA
586 Fulling Mill Road
Middletown, PA 17057, United States
(+717) 944-1300
info@phoenixcon.com