

2-2331102-1 ✓ ACTIVE

LEAVYSEAL


TE Internal #: 2-2331102-1

PCB Mount Header, Vertical, Wire-to-Board, 46 Position, 4 mm Centerline, Fully Shrouded, Silver, Through Hole - Solder, Sealable, Signal, LEAVYSEAL

[View on TE.com >](#)



Connectors > PCB Connectors > PCB Headers & Receptacles



Connector System: **Wire-to-Board**

Number of Positions: **46**

Centerline (Pitch): **4 mm**

Sealable: **Yes**

PCB Mount Orientation: **Vertical**

Features

Product Type Features

Connector Shape	Rectangular
PCB Connector Assembly Type	PCB Mount Header
Header Type	Fully Shrouded
Connector System	Wire-to-Board
Sealable	Yes
Connector & Contact Terminates To	Printed Circuit Board

Configuration Features

Number of Positions	46
PCB Mount Orientation	Vertical
Number of Rows	3

Body Features

Primary Product Color	Gray
Connector & Keying Code	B

Contact Features



Contact Size	1.5mm
Contact Type	Tab
Mating Tab Width	1.5 mm
Mating Tab Thickness	.64 mm
Contact Mating Area Plating Material	Silver
Contact Current Rating (Max)	23 A

Termination Features

Termination Method to Printed Circuit Board	Through Hole - Solder
---	-----------------------

Mechanical Attachment

Mating Alignment	With
Connector Mounting Type	Board Mount

Housing Features

Centerline (Pitch)	4 mm
--------------------	------

Usage Conditions

Operating Temperature Range	-30 – 120 °C
-----------------------------	--------------

Operation/Application

Circuit Application	Signal
---------------------	--------

Product Compliance

[For compliance documentation, visit the product page on TE.com>](#)

EU RoHS Directive 2011/65/EU	Compliant
EU ELV Directive 2000/53/EC	Compliant
China RoHS 2 Directive MIIT Order No 32, 2016	No Restricted Materials Above Threshold
EU REACH Regulation (EC) No. 1907/2006	Current ECHA Candidate List: JAN 2024 (240) Candidate List Declared Against: JAN 2023 (233) Does not contain REACH SVHC
Halogen Content	Low Halogen - Br, Cl, F, I < 900 ppm per homogenous material. Also BFR/CFR/PVC Free
Solder Process Capability	Not reviewed for solder process capability

Product Compliance Disclaimer

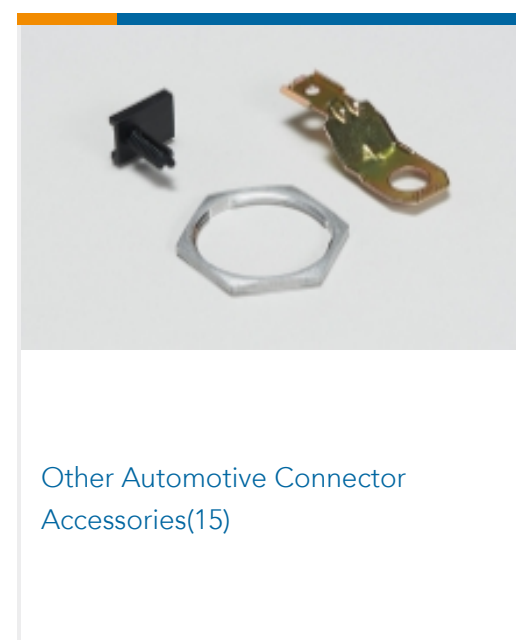
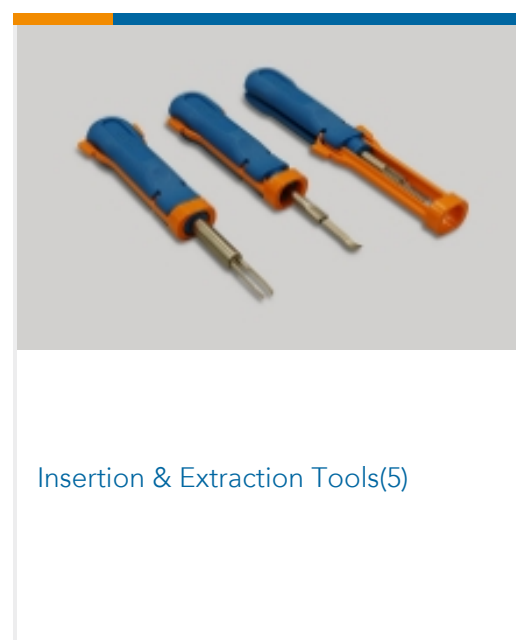
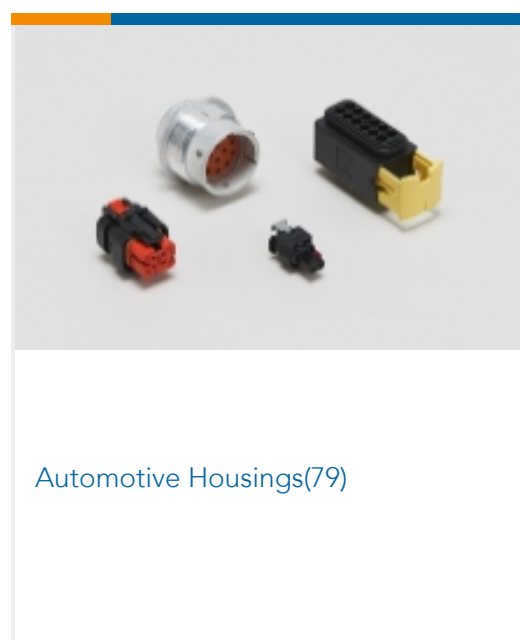


This information is provided based on reasonable inquiry of our suppliers and represents our current actual knowledge based on the information they provided. This information is subject to change. The part numbers that TE has identified as EU RoHS compliant have a maximum concentration of 0.1% by weight in homogenous materials for lead, hexavalent chromium, mercury, PBB, PBDE, DBP, BBP, DEHP, DIBP, and 0.01% for cadmium, or qualify for an exemption to these limits as defined in the Annexes of Directive 2011/65/EU (RoHS2). Finished electrical and electronic equipment products will be CE marked as required by Directive 2011/65/EU. Components may not be CE marked. Additionally, the part numbers that TE has identified as EU ELV compliant have a maximum concentration of 0.1% by weight in homogenous materials for lead, hexavalent chromium, and mercury, and 0.01% for cadmium, or qualify for an exemption to these limits as defined in the Annexes of Directive 2000/53/EC (ELV). Regarding the REACH Regulation, the information TE provides on SVHC in articles for this part number is based on the latest European Chemicals Agency (ECHA) 'Guidance on requirements for substances in articles' posted at this URL: <https://echa.europa.eu/guidance-documents/guidance-on-reach>

Compatible Parts



Also in the Series | LEAVYSEAL



Customers Also Bought



TE Part #1-776200-1
AMPSEAL PCB Vertical Headers



TE Part #1-776279-1
8POS, PIN DIA 1.3, HDR ASSY, 90DEG,
COD 1



TE Part #2112233-1
COVER, 90, FOR 46POS



TE Part #770680-4
AMPSEAL Receptacle Housings



TE Part #1-1452228-9
TAB HEADER 92POS.



TE Part #YHDP24-24-21PEL024
REC, 21P, BLK, E, WTHD, 12/16, P



TE Part #1-2071556-0
OJS-SH-124HEF, 00000



TE Part #1-2331102-1
TAB HEADER 46POS.

Documents

Product Drawings

TAB HEADER 46POS.

English

CAD Files

3D PDF

3D

Customer View Model

[ENG_CVM_CVM_2-2331102-1_A.2d_dxf.zip](#)

English

Customer View Model

[ENG_CVM_CVM_2-2331102-1_A.3d_igs.zip](#)

English

Customer View Model

[ENG_CVM_CVM_2-2331102-1_A.3d_stp.zip](#)

English

By downloading the CAD file I accept and agree to the [Terms and Conditions](#) of use.

Product Specifications

Application Specification

English