

FR 1,27/ 68-MH - SMD male connectors



1377304

<https://www.phoenixcontact.com/us/products/1377304>

Please be informed that the data shown in this PDF document is generated from our online catalog. Please find the complete data in the user documentation. Our general terms of use for downloads are valid.

SMD male connector, nominal current: 2 A, Test voltage: 500 V AC, number of positions: 68, pitch: 1.27 mm, color: black, contact surface: Gold, contact connection type: Pin, mounting: SMD soldering



Your advantages

- The first high-speed data transmission at up to 28 Gbps using the established market standard, opens up new design possibilities.
- Robust 6-pos. to 100-pos. board-to-board and wire-to-board connectors ensure greater flexibility with regard to component options.
- Time savings during the development process with customer-specific simulations for data integrity.
- Gold-plated contact points enable long-term stable signal transmission and currents of up to 2.3 A.
- Design-in support during device development using MCAD/ECAD data and a free sample service.

Commercial data

Item number	1377304
Packing unit	560 pc
Minimum order quantity	560 pc
Sales key	AA24
Product key	AAXGAA
GTIN	4063151743529
Weight per piece (including packing)	3.341 g
Weight per piece (excluding packing)	3.341 g
Customs tariff number	85366930
Country of origin	CN

FR 1,27/ 68-MH - SMD male connectors



1377304

<https://www.phoenixcontact.com/us/products/1377304>

Technical data

Product properties

Product type	SMD male connector
Product family	FR 1,27/...-MH
Number of positions	68
Pitch	1.27 mm
Number of rows	2
Pin layout	Linear pad geometry

Electrical properties

Nominal current I_N	2 A (at 20°C 100-pos.)
Degree of pollution	3
Contact resistance	10 mΩ
Test voltage	500 V AC IEC 60512-4-1:2003

Mounting

Mounting type	SMD soldering
Pin layout	Linear pad geometry

Processing notes

Process	Reflow soldering
Moisture Sensitive Level	MSL 1
Classification temperature T_c	260 °C
Solder cycles in the reflow	3

Material specifications

Material data - contact

Note	WEEE/RoHS-compliant, free of whiskers according to IEC 60068-2-82/JEDEC JESD 201
Contact material	Cu alloy
Surface characteristics	Selective coating
Metal surface contact area (top layer)	Gold (Au)
Metal surface contact area (middle layer)	Nickel (Ni)
Metal surface soldering area (top layer)	Tin (Sn)
Metal surface soldering area (middle layer)	Nickel (Ni)

Material data - housing

Color (Housing)	black (9005)
Insulating material	LCP
Insulating material group	IIIb
CTI according to IEC 60112	150
Flammability rating according to UL 94	V0

FR 1,27/ 68-MH - SMD male connectors



1377304

<https://www.phoenixcontact.com/us/products/1377304>

Notes

Notes on operation	The permissible voltage during operation depends on the application, taking into consideration the air clearances and creepage distances within the scope of insulation requirements in accordance with IEC 60664-1.
--------------------	--

Dimensions

Dimensional drawing	
Pitch	1.27 mm
Width [w]	48.27 mm
Height [h]	4.95 mm
Length [l]	10.05 mm
Installed height	4.25 mm

Application

Contact cover	0.9 mm
Center offset	± 0.7 mm in longitudinal and transverse direction
Wipe length	1.5 mm
Angular tolerance	± 5 ° in longitudinal and transverse direction

PCB design

Pad geometry	0.8 x 0.8 mm
--------------	--------------

Electrical tests

Thermal test | Test group C

Specification	IEC 60512-5-2:2002-02
---------------	-----------------------

Insulation resistance

Specification	IEC 60512-3-1:2002-02
Insulation resistance, neighboring positions	≥ 5 GΩ

Air clearances and creepage distances |

Insulating material group	IIIb
Minimum value for clearance and creepage distance	0.42 mm

Environmental and real-life conditions

Vibration test

Specification	IEC 60068-2-6:2007-12
Frequency	10 - 2000 - 10 Hz
Sweep speed	1 octave/min

FR 1,27/ 68-MH - SMD male connectors



1377304

<https://www.phoenixcontact.com/us/products/1377304>

Amplitude	1.5 mm (10 Hz ... 58 Hz)
Sweep speed	200 m/s ² (58 Hz ... 2000 Hz)
Test duration per axis	2.5 h

Durability test

Specification	IEC 60512-9-1:2010-03 (following)
Contact resistance R ₁	10 mΩ
Contact resistance R ₂	15 mΩ
Insertion/withdrawal cycles	500
Insulation resistance, neighboring positions	≥ 5 GΩ

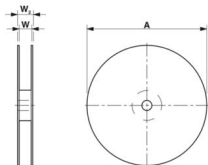
Shocks

Specification	IEC 60068-2-27:2008-02
Pulse shape	Semi-sinusoidal
Acceleration	490 m/s ²
Shock duration	11 ms
Test directions	X-, Y- and Z-axis (pos. and neg.)

Ambient conditions

Ambient temperature (operation)	-55 °C ... 125 °C
Ambient temperature (storage/transport)	-40 °C ... 70 °C
Relative humidity (storage/transport)	30 % ... 70 %
Ambient temperature (assembly)	-5 °C ... 100 °C

Packaging specifications

Dimensional drawing	
Type of packaging	72 mm wide tape
[W] tape width	72 mm
[W2] coil overall dimension	78.4 mm
[A] coil diameter	330 mm
Outer packaging type	Transparent-Bag
ESD level	(D) electrostatically conductive
Specification	DIN EN 61340-5-1 (VDE 0300-5-1): 2008-07

FR 1,27/ 68-MH - SMD male connectors

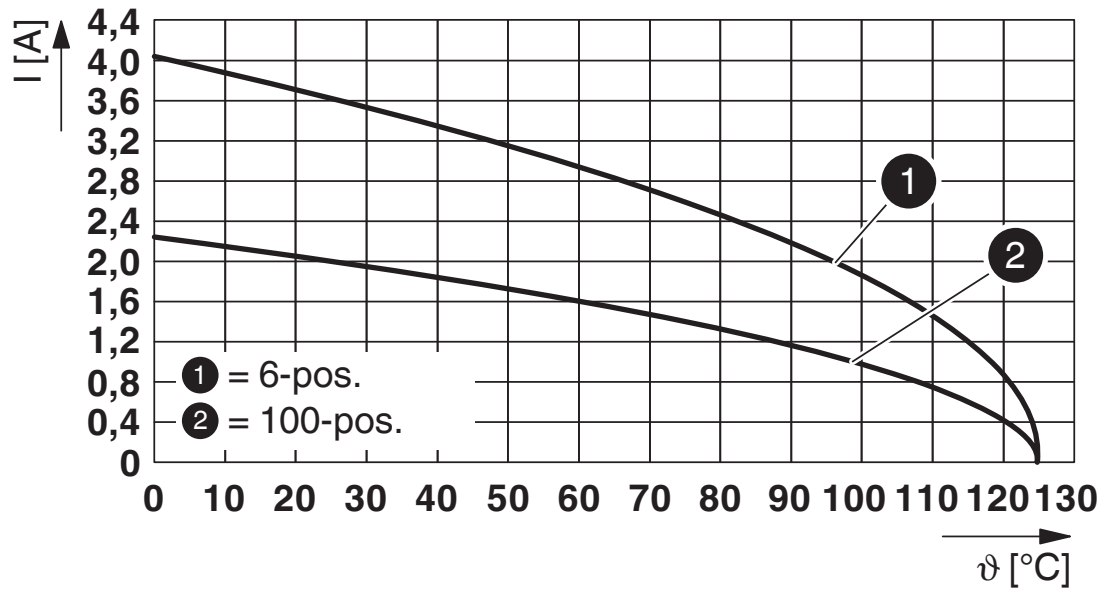


1377304

<https://www.phoenixcontact.com/us/products/1377304>

Drawings

Diagram



Type: FR 1,27/...-FH with FR 1,27/...-MH

FR 1,27/ 68-MH - SMD male connectors





1377304

<https://www.phoenixcontact.com/us/products/1377304>

Approvals

To download certificates, visit the product detail page: <https://www.phoenixcontact.com/us/products/1377304>

 cUL Recognized Approval ID: E118976-20230317				
	Nominal voltage U_N	Nominal current I_N	Cross section AWG	Cross section mm^2
	29.9 V	1.4 A	-	-

 UL Recognized Approval ID: E118976-20230317				
	Nominal voltage U_N	Nominal current I_N	Cross section AWG	Cross section mm^2
	29.9 V	2 A	-	-

cULus Recognized				
-------------------------	--	--	--	--

FR 1,27/ 68-MH - SMD male connectors



1377304

<https://www.phoenixcontact.com/us/products/1377304>

Classifications

ECLASS

ECLASS-11.0	27460201
ECLASS-12.0	27460201
ECLASS-13.0	27460201

ETIM

ETIM 9.0	EC002637
----------	----------

FR 1,27/ 68-MH - SMD male connectors



1377304

<https://www.phoenixcontact.com/us/products/1377304>

Environmental product compliance

EU RoHS	
Fulfills EU RoHS substance requirements	Yes, No exemptions
China RoHS	
Environment friendly use period (EFUP)	EFUP-E
	No hazardous substances above the limits
EU REACH SVHC	
REACH candidate substance (CAS No.)	No substance above 0.1 wt%

FR 1,27/ 68-MH - SMD male connectors

1377304

<https://www.phoenixcontact.com/us/products/1377304>



Mandatory accessories

FR 1,27/ 68-FV 6,25 - SMD female connectors

1374034

<https://www.phoenixcontact.com/us/products/1374034>

SMD female connector, nominal current: 2.2 A, Test voltage: 840 V AC, number of positions: 68, pitch: 1.27 mm, color: black, contact surface: Gold, contact connection type: Socket, mounting: SMD soldering



FR 1,27/ 68-FV 9,05 - SMD female connectors

1374882

<https://www.phoenixcontact.com/us/products/1374882>

SMD female connector, nominal current: 2.1 A, Test voltage: 840 V AC, number of positions: 68, pitch: 1.27 mm, color: black, contact surface: Gold, contact connection type: Socket, mounting: SMD soldering



FR 1,27/ 68-MH - SMD male connectors

1377304

<https://www.phoenixcontact.com/us/products/1377304>



FR 1,27/ 68-FWL - IDC female connectors

1378553

<https://www.phoenixcontact.com/us/products/1378553>

IDC female connector, nominal current: 1.4 A, Test voltage: 500 V AC, number of positions: 68, pitch: 1.27 mm, color: black, contact surface: Gold, contact connection type: Socket



FR 1,27/ 68-FH - SMD female connectors

1337019

<https://www.phoenixcontact.com/us/products/1337019>

SMD female connector, nominal current: 2.2 A, Test voltage: 500 V AC, number of positions: 68, pitch: 1.27 mm, color: black, contact surface: Gold, contact connection type: Socket, mounting: SMD soldering



Phoenix Contact 2024 © - all rights reserved
<https://www.phoenixcontact.com>

Phoenix Contact USA
586 Fulling Mill Road
Middletown, PA 17057, United States
(+717) 944-1300
info@phoenixcon.com