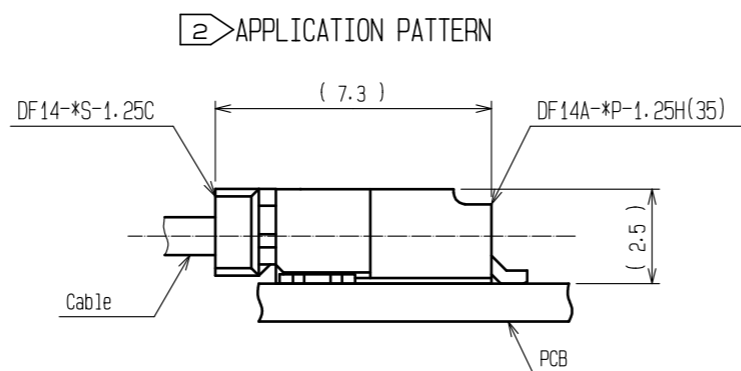
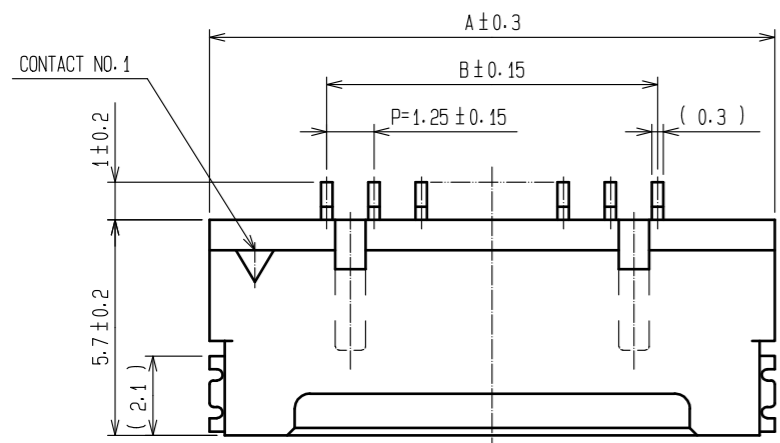
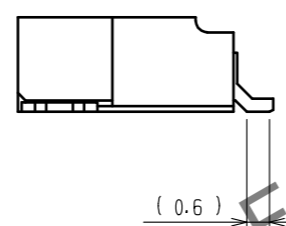
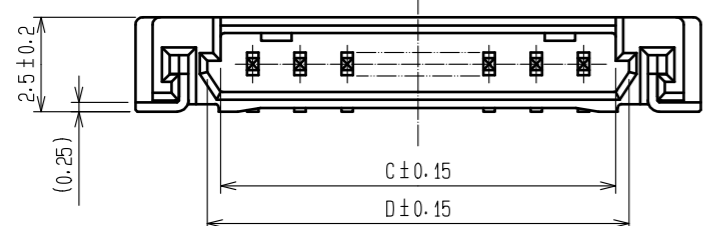


Apr.1.2024 Copyright 2024 HIROSE ELECTRIC CO., LTD. All Rights Reserved.
In case of consideration for using Automotive equipment / device which demand high reliability, kindly contact our sales window correspondents.

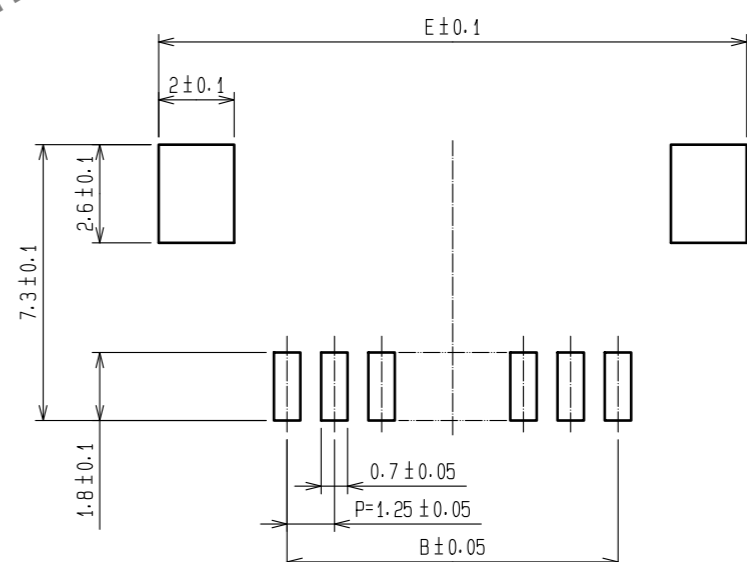


△ (DELETE 6 ITEM IN THE TABLE)

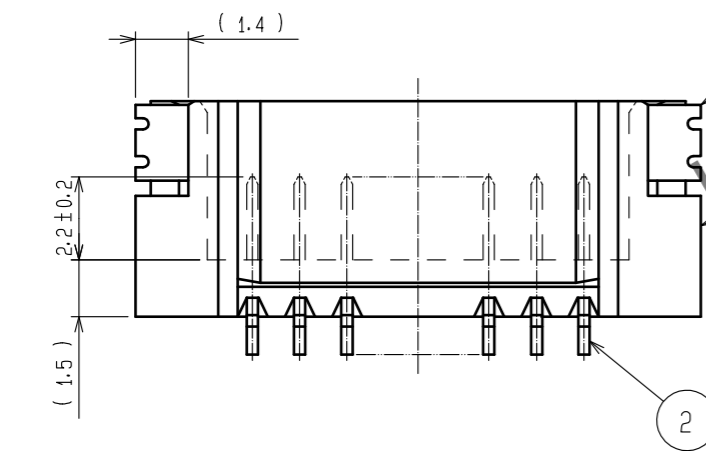
PART NO.	HRS NO.	CONTACTS	A	B	C	D	E
DF14A- 4P-1.25H(35)	CL538-0035-9-35	4	9.95	3.75	5.45	6.15	10.55
DF14A- 6P-1.25H(35)	CL538-0037-4-35	6	12.45	6.25	7.95	8.65	13.05
DF14A-10P-1.25H(35)	CL538-0041-1-35	10	17.45	11.25	12.95	13.65	18.05
DF14A-15P-1.25H(35)	CL538-0114-3-35	15	23.70	17.50	19.20	19.90	24.30
DF14A-20P-1.25H(35)	CL538-0119-7-35	20	29.95	23.75	25.45	26.15	30.55
DF14A-25P-1.25H(35)	CL538-0124-7-35	25	36.20	30.00	31.70	32.40	36.80
DF14A-30P-1.25H(35)	CL538-0045-2-35	30	42.45	36.25	37.95	38.65	43.05



③ RECOMMENDED PATTERN

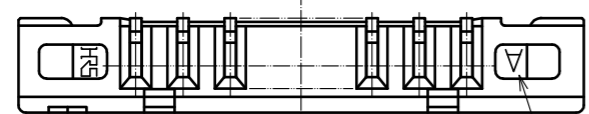


HRS DRAWING FOR REFERENCE



△ (DELETED)

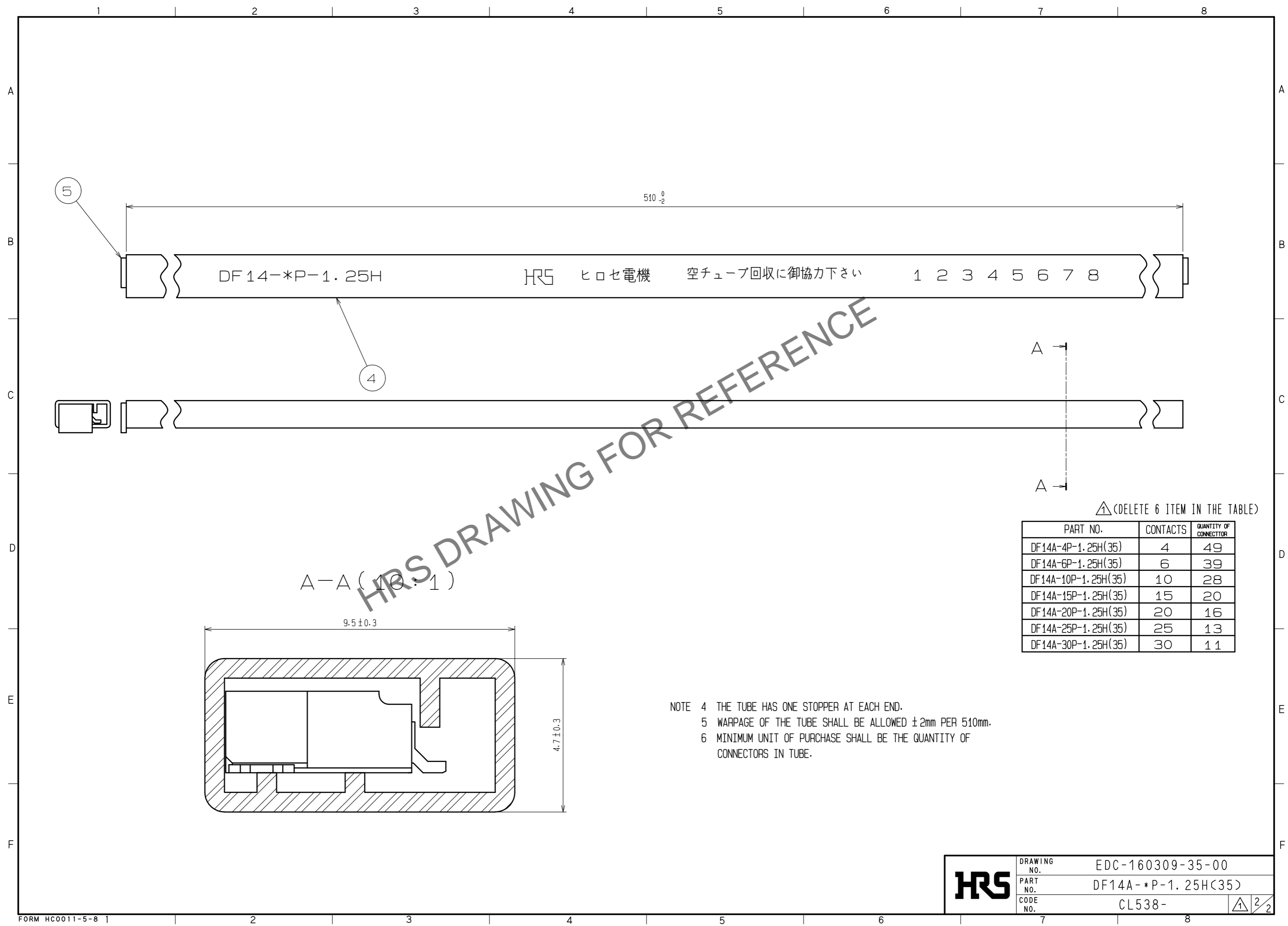
- NOTE 1. LEAD CO-PLANALITY INCLUDE REINFORCED METAL FITTINGS SHALL BE 0.1 MAX.
 ② WHEN THIS CONNECTOR MATES WITH DF14-*S-1.25C , THE MATTING LENGTH IS 7.3mm.
 ③ RECOMMENDED METAL MASK THICKNESS:0.15mm
 OPEN AREA RETIO:100%



NO.	MATERIAL	FINISH . REMARKS	NO.	MATERIAL	FINISH . REMARKS
3	PHOSPHOR BRONZE	TIN PLATED 1#m min UNDER PLATING:NICKEL PLATED 1#m min	5	ELASTOMER	GREEN
2	BRASS	TIN PLATED 1#m min UNDER PLATING:NICKEL PLATED 1#m min	4	R. PVC	ELECTROSTATIC PROTECTION: CLEAR
1	POLYAMIDE	BEIGE, UL94V-0			

UNITS mm	①	SCALE 5 : 1	COUNT 3	DESCRIPTION OF REVISIONS DIS-H-00007014	DESIGNED HK. HAYASHI	CHECKED TS. KUMAZAWA	DATE 20201211
APPROVED : HS. OKAWA 20200330				DRAWING NO. EDC-160309-35-00			
CHECKED : TS. KUMAZAWA 20200330				PART NO. DF14A-*P-1.25H(35)			
DESIGNED : HK. HAYASHI 20200330				CODE NO. CL538-			
DRAWN : DS. HIROWATARI 20200326				①/②			

Apr.1.2024 Copyright 2024 HIROSE ELECTRIC CO., LTD. All Rights Reserved.
 In case of consideration for using Automotive equipment / device which demand high reliability, kindly contact our sales window correspondents.



HRS DRAWING FOR REFERENCE

⚠ (DELETE 6 ITEM IN THE TABLE)

PART NO.	CONTACTS	QUANTITY OF CONNECTOR
DF14A-4P-1.25H(35)	4	49
DF14A-6P-1.25H(35)	6	39
DF14A-10P-1.25H(35)	10	28
DF14A-15P-1.25H(35)	15	20
DF14A-20P-1.25H(35)	20	16
DF14A-25P-1.25H(35)	25	13
DF14A-30P-1.25H(35)	30	11

NOTE 4 THE TUBE HAS ONE STOPPER AT EACH END.
 5 WARPAGE OF THE TUBE SHALL BE ALLOWED ±2mm PER 510mm.
 6 MINIMUM UNIT OF PURCHASE SHALL BE THE QUANTITY OF CONNECTORS IN TUBE.

HRS	DRAWING NO.	EDC-160309-35-00	
	PART NO.	DF14A-*P-1.25H(35)	
	CODE NO.	CL538-	⚠ 2/2