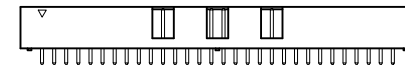
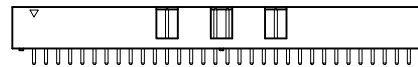


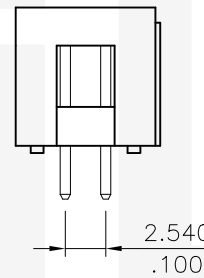
Material:
* Contact: Brass



FOR 60 Circuits



FOR 64 Circuits



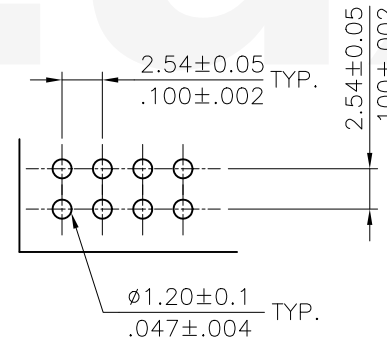
Ordering Code:

CH87 ** * V * **
① ② ③ ④ ⑤ ⑥

- ① Series No.
- ② No. of contacts
- ③ Plating option:
1= 3.05μm(120μ") Min. Tin over 1.27μm(50μ") Nickel
2= Gold flash plated over 1.27μm(50μ") Nickel
3= 0.38μm(15μ") Gold plated over 1.27μm(50μ") Nickel
4= 0.76μm(30μ") Gold plated over 1.27μm(50μ") Nickel
- ④ V= Straight
- ⑤ Insulation:
2= PBT UL 94V-0, Color Black
A= Nylon 6T UL 94V-0, Color Black
- ⑥ Option code: 00= Dim.D 3.1mm
01= Dim.D 2.8mm

A = 2.54 * No. of Spaces
B = A + 10.16
C = A + 7.86

② * Available circuits: 6, 8, 10, 12, 14, 16, 20, 24, 26, 30, 34, 40, 44, 50, 60 and 64



Recommended P.C. Board Layout

RoHS Compliant

④					DATE	UNIT: mm / inch	TITLE: 2.54MM(.100") STRAIGHT DUAL ROW BOX PIN HEADER	瀚荃股份有限公司 CviLux Corporation		
③					DRAWN BY: Enya	TOLERANCE UNLESS OTHERWISE SPECIFIED	MATERIAL:			
②	Enya	11/19-13'	ECNT113127/ECRT113039	<div style="border: 2px solid red; border-radius: 50%; padding: 5px; display: inline-block; text-align: center;"> CVILUX CORP 2013.12.05 ISSUED </div>	ENGINEER: Sun	.X ± 0.30/.012	X: ± 1"	DRAWING NO. CH8720SC	PART NO. CH87***V***	
①	SUN	11/22-05'	ECN05392		CHECKED BY: Eisley	11/21-13'	.XX ± 0.20/.008	.X ±	SCALE 2 / 1	SHEET 1 OF 1
SYM	NAME	DATE	REVISIONS		APPROVED BY: Eisley	11/21-13'	.XXX ± 0.10/.004	.XX ±		