

5352115-1 ✓ ACTIVE



Z-PACK | Z-PACK 2mm HM

TE Internal #: 5352115-1

Hard Metric Backplane Connectors, PCB Mount Receptacle,  $\leq 1$  Gb


/s, 11 Column, 5 Row, Mezzanine, 55 Position, 2 mm [.078 in]

Centerline, Z-PACK 2mm HM

[View on TE.com >](#)

[Connectors >](#) [PCB Connectors >](#) [Backplane Connectors >](#) [Hard Metric Backplane Connectors >](#)

HM Receptacle Connector: Traditional Backplane, Coplanar, 2mm



PCB Connector Assembly Type: **PCB Mount Receptacle**

Data Rate:  $\leq 1$  Gb/s

Number of Columns: **11**

Number of Rows: **5**

Backplane Architecture: **Mezzanine**

[All HM Receptacle Connector: Traditional Backplane, Coplanar, 2mm \(48\)](#)

## Features

### Product Type Features

Ground Feature Type	Ground Return Shielding
Backplane Interface Type	2mm HM
Connector System	Board-to-Board
Connector & Contact Terminates To	Printed Circuit Board
PCB Connector Assembly Type	PCB Mount Receptacle
Sealable	No

### Configuration Features

Mating & Unmating Configuration	Make First / Break Last
Rows Loaded	A, B, C, D, E
Number of Signal Positions	55
Number of Columns	11
Number of Rows	5



Backplane Architecture	Mezzanine
Number of Positions	55
PCB Mount Orientation	Right Angle

#### Signal Characteristics

Crosstalk Version	Standard
Data Rate	≤1 Gb/s

#### Body Features

Primary Product Color	Gray
-----------------------	------

#### Contact Features

Feedthrough Post Length	3.7 mm
CompactPCI Designation	None
Contact Type	Socket
Contact Underplating Material	Nickel
PCB Contact Termination Area Plating Material	Tin
Contact Base Material	Phosphor Bronze
Contact Mating Area Plating Material	Gold
Contact Mating Area Plating Material Thickness	1.27 μm[50 μin]
Contact Current Rating (Max)	1.5 A

#### Termination Features

Termination Method to Printed Circuit Board	Through Hole - Press-Fit
---	--------------------------

#### Mechanical Attachment

Mating Alignment Type	Multi-Purpose Center
Connector Mounting Type	Board Mount

#### Housing Features

Housing Material	PBT GF
Centerline (Pitch)	2 mm[.078 in]

#### Dimensions

Backplane Module Length	25 mm
-------------------------	-------

#### Usage Conditions

Operating Temperature Range	-55 – 125 °C[-67 – 257 °F]
-----------------------------	----------------------------

#### Operation/Application



Shielded	Yes
Circuit Application	Power & Signal

### Industry Standards

UL Flammability Rating	UL 94V-0
------------------------	----------

### Packaging Features

Packaging Quantity	11
Packaging Method	Tube

### Product Compliance

[For compliance documentation, visit the product page on TE.com>](#)

EU RoHS Directive 2011/65/EU	Compliant
EU ELV Directive 2000/53/EC	Compliant
China RoHS 2 Directive MIIT Order No 32, 2016	No Restricted Materials Above Threshold
EU REACH Regulation (EC) No. 1907/2006	Current ECHA Candidate List: JAN 2024 (240) Candidate List Declared Against: JAN 2024 (240) Does not contain REACH SVHC
Halogen Content	Not Low Halogen - contains Br or Cl > 900 ppm.
Solder Process Capability	Not applicable for solder process capability

#### Product Compliance Disclaimer

This information is provided based on reasonable inquiry of our suppliers and represents our current actual knowledge based on the information they provided. This information is subject to change. The part numbers that TE has identified as EU RoHS compliant have a maximum concentration of 0.1% by weight in homogenous materials for lead, hexavalent chromium, mercury, PBB, PBDE, DBP, BBP, DEHP, DIBP, and 0.01% for cadmium, or qualify for an exemption to these limits as defined in the Annexes of Directive 2011/65/EU (RoHS2). Finished electrical and electronic equipment products will be CE marked as required by Directive 2011/65/EU. Components may not be CE marked. Additionally, the part numbers that TE has identified as EU ELV compliant have a maximum concentration of 0.1% by weight in homogenous materials for lead, hexavalent chromium, and mercury, and 0.01% for cadmium, or qualify for an exemption to these limits as defined in the Annexes of Directive 2000/53/EC (ELV). Regarding the REACH Regulation, the information TE provides on SVHC in articles for this part number is based on the latest European Chemicals Agency (ECHA) 'Guidance on requirements for substances in articles' posted at this URL: <https://echa.europa.eu/guidance-documents/guidance-on-reach>

### Compatible Parts



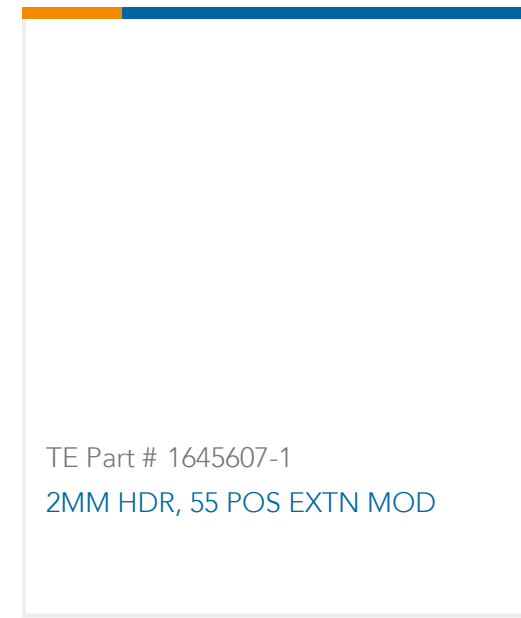
TE Part # 5106081-1  
2MM HM, HEADER, TYPE C



TE Part # 5188637-1  
Z-PACK/C M-HDR 77P

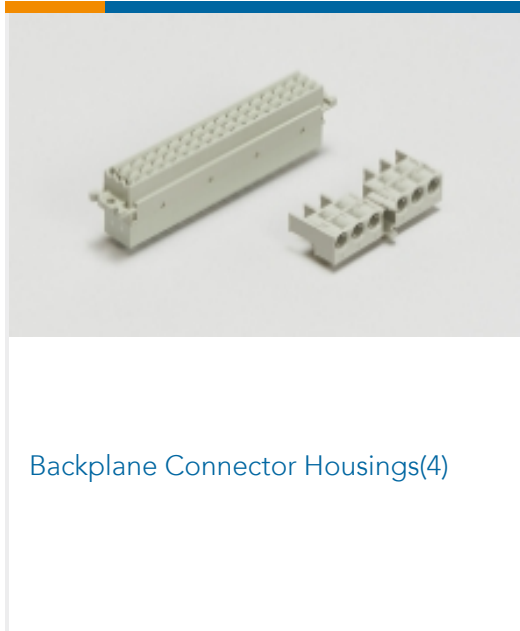


TE Part # 2392856-1  
Z-PACK/C RAF 55P EON




TE Part # 1645607-1  
2MM HDR, 55 POS EXTN MOD


## Also in the Series | Z-PACK 2mm HM



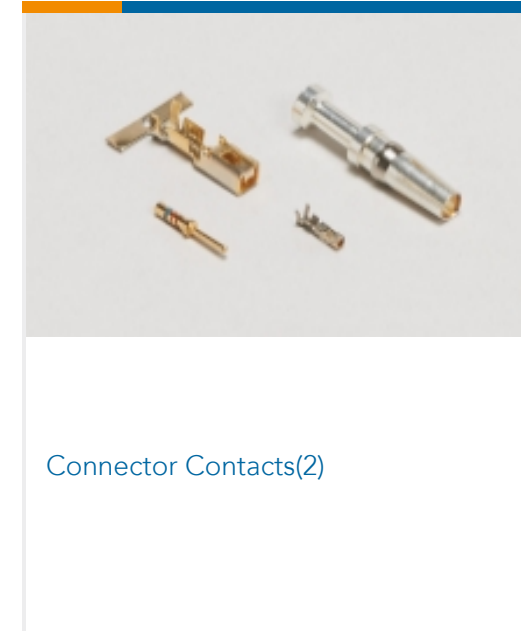
Backplane Connector Housings(4)



Backplane Power Connectors(6)



Connector Caps & Covers(62)




Connector Contacts(2)



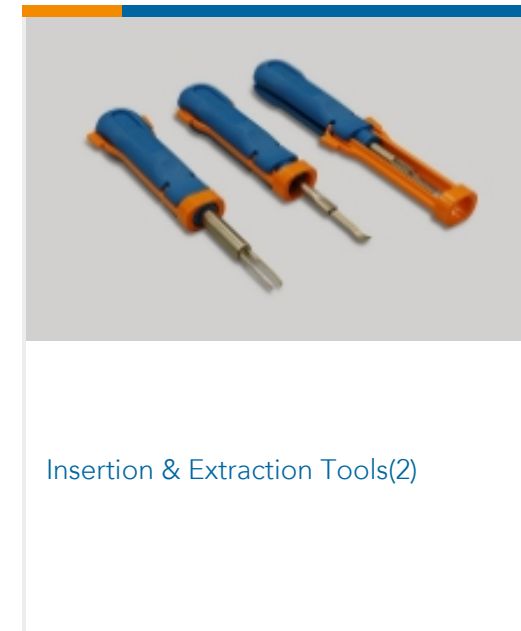
Connector Hardware(97)



Hard Metric Backplane Connectors  
(267)



High Speed Backplane Connectors(1)



Insertion & Extraction Tools(2)



Rectangular Power Connectors(87)

## Customers Also Bought



TE Part #5646357-1  
Hard Metric Male Connector:  
Traditional Backplane, Mezzanine,  
2mm



TE Part #5646547-1  
Z-PACK A-B 25 COLUMN SHLD ASSY



TE Part #3-1879021-5  
SMW3 2R7 5%



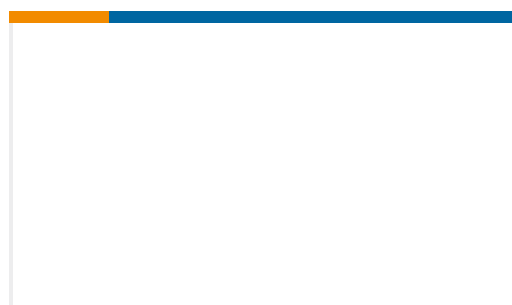
TE Part #6469083-1  
HMZD 3PAIR, HDR ASSY, 25MM MOD



TE Part #6469025-1  
HM-ZD 2PR HDR 40P 2.5MM



TE Part #2822650-1  
MP456P HD Receptacle Connector



TE Part #2005801-1  
M-ZIF CONN. PLUG 260P SOLDER TYPE

## Documents

### CAD Files

#### 3D PDF

English

#### Customer View Model

[ENG\\_CVM\\_5352115-1\\_G3.3d\\_igs.zip](#)

English

#### Customer View Model

[ENG\\_CVM\\_5352115-1\\_G3.3d\\_stp.zip](#)

English

#### Customer View Model

[ENG\\_CVM\\_5352115-1\\_G3.2d\\_dxf.zip](#)

English

By downloading the CAD file I accept and agree to the [Terms and Conditions](#) of use.

### Product Specifications

#### Application Specification

English