




Connectors > PCB Connectors > Wire-to-Board Connectors > Wire-to-Board Connector Assemblies & Housings



Connector Product Type: **Connector Assembly**

Connector & Housing Type: **Receptacle**

Connector System: **Wire-to-Board**

Number of Positions: **40**

Centerline (Pitch): **2.54 mm [.1 in]**

Features

Product Type Features

Applied Pressure	Standard
Connector Product Type	Connector Assembly
Connector & Housing Type	Receptacle
Connector System	Wire-to-Board
Sealable	No
Connector & Contact Terminates To	Wire & Cable

Configuration Features

Number of Positions	40
Number of Rows	2

Electrical Characteristics

Termination Resistance	12 mΩ
Insulation Resistance	5000 MΩ
Dielectric Withstanding Voltage (Max)	750 V

Body Features

Primary Product Color	Black
-----------------------	-------

Contact Features

Contact Type	Socket
PCB Contact Termination Area Plating Material	Tin



Contact Base Material	Copper Alloy
Contact Current Rating (Max)	3 A

Termination Features

Termination Method to Wire & Cable	Insulation Displacement (IDC)
------------------------------------	-------------------------------

Mechanical Attachment

Mating Retention	Without
Connector Mounting Type	Cable Mount (Free-Hanging)

Housing Features

Housing Entry Configuration	Both Ends Closed
Housing Material	Thermoplastic
Centerline (Pitch)	2.54 mm[.1 in]

Dimensions

Connector Length	50.8 mm[2 in]
Connector Height	6.1 mm[.24 in]
Compatible Insulation Diameter Range	1.27 mm[.05 in]
Wire Size	.12 – .326 mm²
Row-to-Row Spacing	2.54 mm[.1 in]

Usage Conditions

Operating Temperature Range	-65 – 105 °C[-85 – 221 °F]
-----------------------------	----------------------------

Operation/Application

Circuit Application	Signal
---------------------	--------

Industry Standards

Glow Wire Rating	Standard Part - Not Glow Wire
Compatible With Approved Standards Products	CSA LR7189, UL E28476
UL Flammability Rating	UL 94V-0

Packaging Features

Packaging Quantity	60
Packaging Method	Tray

Product Compliance

For compliance documentation, visit the product page on [TE.com](#)>





EU RoHS Directive 2011/65/EU	Compliant
EU ELV Directive 2000/53/EC	Compliant
China RoHS 2 Directive MIIT Order No 32, 2016	No Restricted Materials Above Threshold
EU REACH Regulation (EC) No. 1907/2006	Current ECHA Candidate List: JAN 2024 (240) Candidate List Declared Against: JAN 2024 (240) Does not contain REACH SVHC
Halogen Content	Not Low Halogen - contains Br or Cl > 900 ppm.
Solder Process Capability	Not applicable for solder process capability

Product Compliance Disclaimer

This information is provided based on reasonable inquiry of our suppliers and represents our current actual knowledge based on the information they provided. This information is subject to change. The part numbers that TE has identified as EU RoHS compliant have a maximum concentration of 0.1% by weight in homogenous materials for lead, hexavalent chromium, mercury, PBB, PBDE, DBP, BBP, DEHP, DIBP, and 0.01% for cadmium, or qualify for an exemption to these limits as defined in the Annexes of Directive 2011/65/EU (RoHS2). Finished electrical and electronic equipment products will be CE marked as required by Directive 2011/65/EU. Components may not be CE marked. Additionally, the part numbers that TE has identified as EU ELV compliant have a maximum concentration of 0.1% by weight in homogenous materials for lead, hexavalent chromium, and mercury, and 0.01% for cadmium, or qualify for an exemption to these limits as defined in the Annexes of Directive 2000/53/EC (ELV). Regarding the REACH Regulation, the information TE provides on SVHC in articles for this part number is based on the latest European Chemicals Agency (ECHA) ‘Guidance on requirements for substances in articles’ posted at this URL: <https://echa.europa.eu/guidance-documents/guidance-on-reach>

Compatible Parts



TE Part # 58074-1
MTA 50/100/156 MANUAL TOOL
FRAME

Customers Also Bought



TE Part #640455-2
02P MTA100 HDR ASSY SQ R/A POL



TE Part #3-647166-4
4P MTA100 HDR ASSY,SM,FL,LF




TE Part #5499913-1
A/L UNIV HDR 10P RA SHT LAT




TE Part #1-770973-0
14P MINI UMNL R/A HDR ASSY SN







TE Part #794423-1
06P MINI UMNL STR RELIEF P&CAP




TE Part #1-640388-0
10P MTA156 HDR ASSY RN STR F/L




TE Part #1-794616-0
FREE HANG DBL ROW HSG 10 POS



TE Part #5104338-2
A/L LOW PRO HDR 14P VERT HT



TE Part #103634-5
06 MTE HDR SRRA LATCH .100CL



TE Part #5749204-1
68 50SR KIT,75D,UK

Documents

Product Drawings

40 AMPMODU MT ASSY DR .100CL

English

CAD Files

3D PDF

3D

Customer View Model

ENG_CVM_CVM_6-102398-8_U.2d_dxf.zip

English

Customer View Model

ENG_CVM_CVM_6-102398-8_U.3d_igs.zip

English

Customer View Model

ENG_CVM_CVM_6-102398-8_U.3d_stp.zip

English

By downloading the CAD file I accept and agree to the [Terms and Conditions](#) of use.

Datasheets & Catalog Pages

AMPMODU_INTERCONNECTION_SYSTEM_SECTION5_CONT

English

Product Specifications

Application Specification

English