



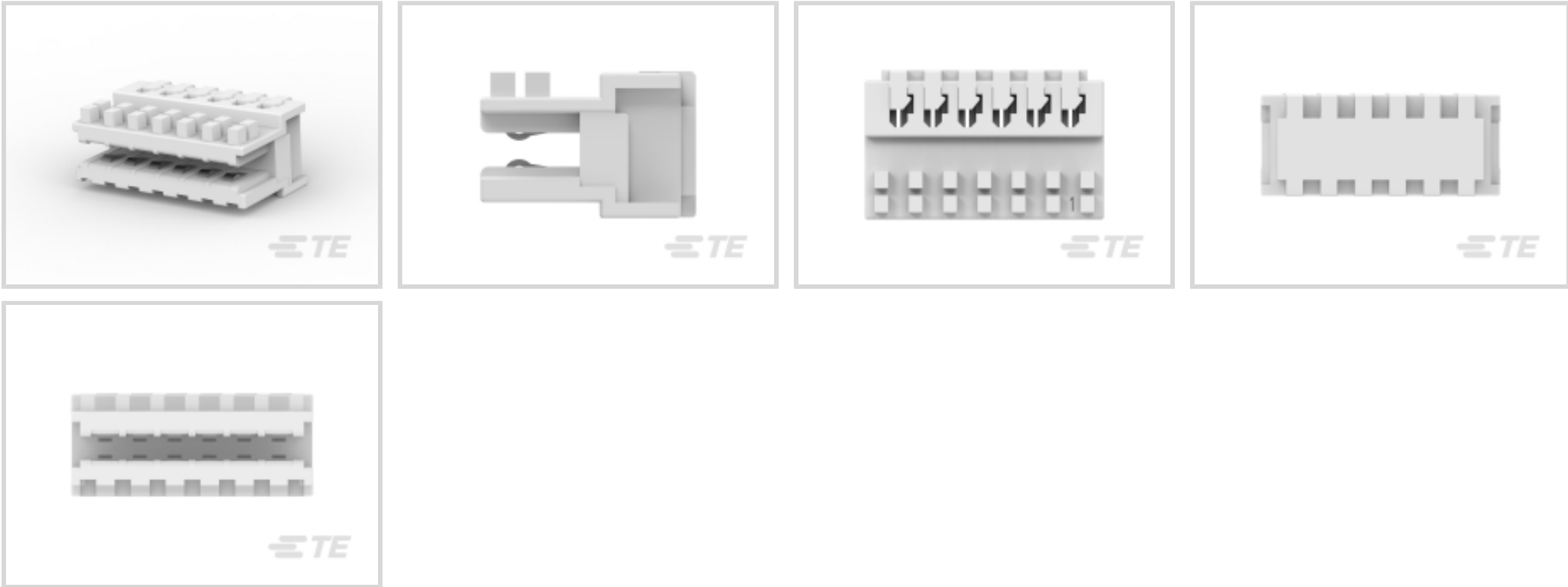
RAST

TE Internal #: 284930-6

Standard Edge Connectors, Wire-to-Board, 6 Position, .098 in [2.5 mm] Centerline, Insulation Displacement (IDC), 1 Row, PBT GF, Fully Loaded

[View on TE.com >](#)

Connectors > PCB Connectors > Card Edge Connectors > Standard Edge Connectors



Connector System: **Wire-to-Board**

Number of Positions: **6**

Centerline (Pitch): **2.5 mm [.098 in]**

Termination Method to Wire & Cable: **Insulation Displacement (IDC)**

Number of Rows: **1**

Features

Product Type Features

Connector System	Wire-to-Board
Connector & Housing Type	Receptacle
Connector & Contact Terminates To	Printed Circuit Board

Configuration Features

Card Entry Style	Side
Compatible With Wire & Cable Type	Discrete Wire
Number of Positions	6
Number of Rows	1
Connector Contact Load Condition	Fully Loaded
PCB Mount Orientation	Right Angle

Electrical Characteristics

Operating Voltage	63 VAC
-------------------	--------

Contact Features

Contact Retention Within Housing	Without
----------------------------------	---------



PCB Contact Termination Area Plating Material Thickness	4 - 10 µm
Contact Type	Socket
Contact Mating Area Plating Material	Tin
PCB Contact Termination Area Plating Material	Tin
Contact Base Material	Phosphor Bronze
Contact Current Rating (Max)	2 A

Termination Features

Termination Method to Wire & Cable	Insulation Displacement (IDC)
------------------------------------	-------------------------------

Mechanical Attachment

Connector Mounting Type	Board Mount
-------------------------	-------------

Housing Features

Housing Entry Configuration	Both Ends Open
Centerline (Pitch)	2.5 mm[.098 in]
Housing Material	PBT GF

Dimensions

Card Slot Depth	5 mm
Connector Height	7.35 mm
PCB Thickness (Recommended)	1.5 mm[.059 in]
Compatible Insulation Diameter Range	1.3 mm[.05 in]
Wire Size	.22 - .35 mm²

Usage Conditions

Operating Temperature Range	-40 - 110 °C[-40 - 230 °F]
-----------------------------	----------------------------

Operation/Application

Circuit Application	Signal
---------------------	--------

Packaging Features

Packaging Quantity	280
Packaging Method	Tray

Product Compliance

For compliance documentation, visit the product page on TE.com>

EU RoHS Directive 2011/65/EU	Compliant
------------------------------	-----------










EU ELV Directive 2000/53/EC	Compliant
China RoHS 2 Directive MIIT Order No 32, 2016	No Restricted Materials Above Threshold
EU REACH Regulation (EC) No. 1907/2006	Current ECHA Candidate List: JAN 2024 (240) Candidate List Declared Against: JAN 2024 (240) Does not contain REACH SVHC
Halogen Content	Not Low Halogen - contains Br or Cl > 900 ppm.
Solder Process Capability	Not applicable for solder process capability

Product Compliance Disclaimer

This information is provided based on reasonable inquiry of our suppliers and represents our current actual knowledge based on the information they provided. This information is subject to change. The part numbers that TE has identified as EU RoHS compliant have a maximum concentration of 0.1% by weight in homogenous materials for lead, hexavalent chromium, mercury, PBB, PBDE, DBP, BBP, DEHP, DIBP, and 0.01% for cadmium, or qualify for an exemption to these limits as defined in the Annexes of Directive 2011/65/EU (RoHS2). Finished electrical and electronic equipment products will be CE marked as required by Directive 2011/65/EU. Components may not be CE marked. Additionally, the part numbers that TE has identified as EU ELV compliant have a maximum concentration of 0.1% by weight in homogenous materials for lead, hexavalent chromium, and mercury, and 0.01% for cadmium, or qualify for an exemption to these limits as defined in the Annexes of Directive 2000/53/EC (ELV). Regarding the REACH Regulation, the information TE provides on SVHC in articles for this part number is based on the latest European Chemicals Agency (ECHA) 'Guidance on requirements for substances in articles' posted at this URL: <https://echa.europa.eu/guidance-documents/guidance-on-reach>

Compatible Parts

 TE Part # 284930-5 DUOPLUG Standard, female conn.	 TE Part # 284930-3 DUOPLUG Standard, female conn.	 TE Part # 2-284932-4 DUOPLUG MKI STD,KEYED 3/4,4 POS, BLACK	 TE Part # 1-2304525-6 AMP DUOPLUG MK2 CONNECTOR 6P
 TE Part # 284932-3 DUOPLUG Standard, female conn.	 TE Part # 3-284932-3 DUOPLUG MKI STD, KEYED 2/3, 3 POS., RED	 TE Part # 1-284932-0 DUOPLUG STD 10 POS POL FULLY LOADED	 TE Part # 284930-8 DUOPLUG Standard, female conn.



TE Part # 2-284932-8
DUOPLUG MKI STD, KEYED 2/3, 8 POS, ORANGE

TE Part # 2402726-6
Same as 284930-6 w/ alternative resin

TE Part # 284930-4
DUOPLUG Standard, female conn.

TE Part # 284932-6
DUOPLUG MKI, KEYED 2/3, 6 POS, RED

Customers Also Bought

TE Part # 336076-3
250 FASTON, E-SPRING REC., 17-14 AWG, PTBR

TE Part # 284930-3
DUOPLUG Standard, female conn.

TE Part # 284970-3
Duoplug Std 3 pos. reinf. cover

TE Part # 1-282002-6
MONO-SHAPE MK I TAB CONN ASSY

TE Part # 2-1644125-8
E SPRING .250 (6.3 MM) RECEPTACLE

TE Part # 1-1355181-2
DUOPLUG2, 5GEH 2P16X

TE Part # 1-282003-6
AMP MONO-SHAPE TAB CONN

TE Part # 2-293207-1
DUOPLUG Std., 11 pos, gwt750

TE Part # 284930-4
DUOPLUG Standard, female conn.

TE Part # 293207-5
DUOPLUG std GWIT 750 selec. 1-3-5

Documents

Product Drawings

DUOPLUG Standard, female conn.

English

CAD Files

3D PDF

3D

Customer View Model

ENG_CVM_CVM_284930-6_B.2d_dxf.zip



English

Customer View Model

[ENG_CVM_CVM_284930-6_B.3d_igs.zip](#)

English

Customer View Model

[ENG_CVM_CVM_284930-6_B.3d_stp.zip](#)

English

By downloading the CAD file I accept and agree to the [Terms and Conditions](#) of use.

Datasheets & Catalog Pages

[RAST Connector System Catalog](#)

English

Product Specifications

[Application Specification](#)

English

Agency Approvals

[Agency Approval Document](#)

English