



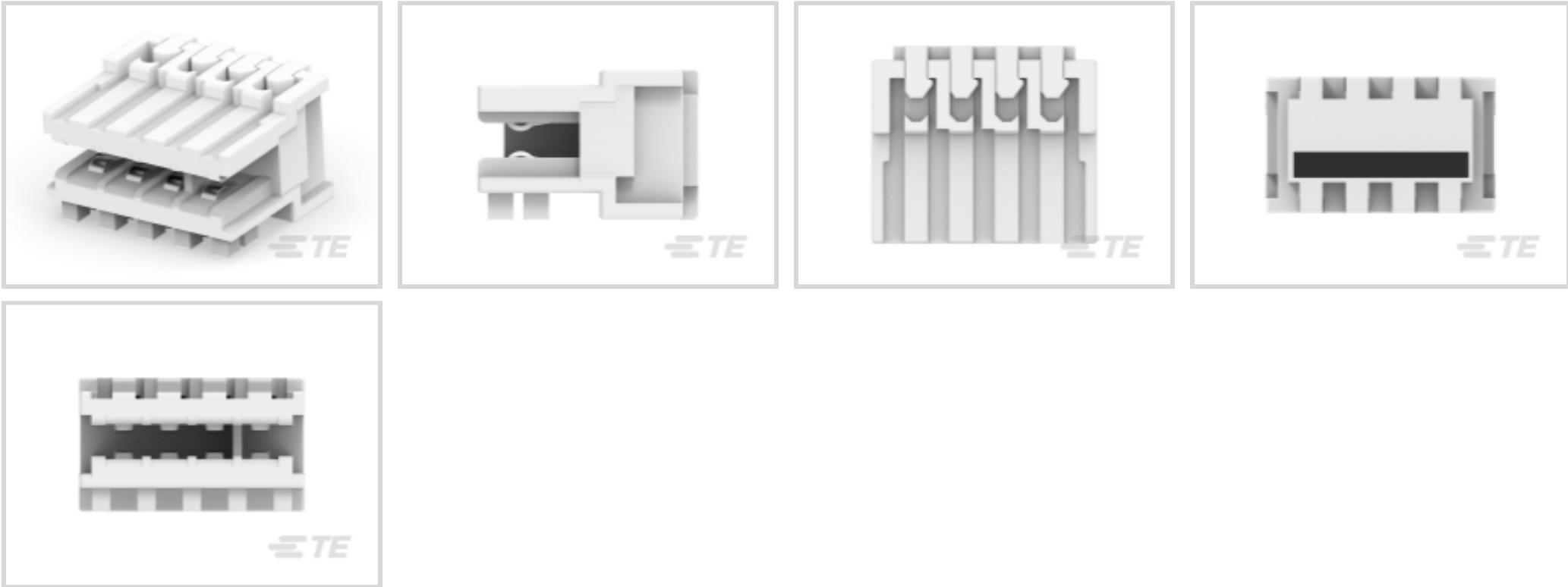
RAST

TE Internal #: 2-284932-4

Standard Edge Connectors, Wire-to-Board, 4 Position, .098 in [2.5 mm] Centerline, Insulation Displacement (IDC), 1 Row, Black, PBT GF, Fully Loaded

[View on TE.com >](#)

Connectors > PCB Connectors > Card Edge Connectors > Standard Edge Connectors



Connector System: **Wire-to-Board**

Number of Positions: **4**

Centerline (Pitch): **2.5 mm [.098 in]**

Termination Method to Wire & Cable: **Insulation Displacement (IDC)**

Number of Rows: **1**

Features

Product Type Features

| | |
|-----------------------------------|-----------------------|
| Connector System | Wire-to-Board |
| Connector & Housing Type | Receptacle |
| Connector & Contact Terminates To | Printed Circuit Board |

Configuration Features

| | |
|---|---------------|
| Card Entry Style | Side |
| Number of Insulation Displacement Slots | 4 |
| Compatible With Wire & Cable Type | Discrete Wire |
| Number of Positions | 4 |
| Number of Rows | 1 |
| Connector Contact Load Condition | Fully Loaded |
| PCB Mount Orientation | Right Angle |

Electrical Characteristics

| | |
|-------------------|--------|
| Operating Voltage | 63 VAC |
|-------------------|--------|

Body Features



| | |
|---------------------------------|-------|
| Keying Between Cavity Locations | 4-Mar |
|---------------------------------|-------|

| | |
|-----------------------|-------|
| Primary Product Color | Black |
|-----------------------|-------|

Contact Features

| | |
|----------------------------------|---------|
| Contact Retention Within Housing | Without |
|----------------------------------|---------|

| | |
|---|-----------|
| PCB Contact Termination Area Plating Material Thickness | 4 - 10 µm |
|---|-----------|

| | |
|--------------|--------|
| Contact Type | Socket |
|--------------|--------|

| | |
|--------------------------------------|-----|
| Contact Mating Area Plating Material | Tin |
|--------------------------------------|-----|

| | |
|---|-----|
| PCB Contact Termination Area Plating Material | Tin |
|---|-----|

| | |
|-----------------------|-----------------|
| Contact Base Material | Phosphor Bronze |
|-----------------------|-----------------|

| | |
|------------------------------|-----|
| Contact Current Rating (Max) | 2 A |
|------------------------------|-----|

Termination Features

| | |
|------------------------------------|-------------------------------|
| Termination Method to Wire & Cable | Insulation Displacement (IDC) |
|------------------------------------|-------------------------------|

Mechanical Attachment

| | |
|-----------------------|-------|
| Mating Alignment Type | Keyed |
|-----------------------|-------|

| | |
|------------------|---------|
| Mating Retention | Without |
|------------------|---------|

| | |
|------------------|------|
| Mating Alignment | With |
|------------------|------|

| | |
|---------------------|---------|
| PCB Mount Alignment | Without |
|---------------------|---------|

| | |
|---------------------|---------|
| PCB Mount Retention | Without |
|---------------------|---------|

| | |
|-------------------------|-------------|
| Connector Mounting Type | Board Mount |
|-------------------------|-------------|

Housing Features

| | |
|-----------------------------|----------------|
| Housing Entry Configuration | Both Ends Open |
|-----------------------------|----------------|

| | |
|--------------------|-----------------|
| Centerline (Pitch) | 2.5 mm[.098 in] |
|--------------------|-----------------|

| | |
|------------------|--------|
| Housing Material | PBT GF |
|------------------|--------|

Dimensions

| | |
|-----------------|------|
| Card Slot Depth | 5 mm |
|-----------------|------|

| | |
|------------------|---------|
| Connector Height | 7.35 mm |
|------------------|---------|

| | |
|-----------------------------|-----------------|
| PCB Thickness (Recommended) | 1.5 mm[.059 in] |
|-----------------------------|-----------------|

| | |
|--------------------------------------|----------------|
| Compatible Insulation Diameter Range | 1.3 mm[.05 in] |
|--------------------------------------|----------------|

| | |
|-----------|---------------|
| Wire Size | .22 - .35 mm² |
|-----------|---------------|

Usage Conditions

| | |
|-----------------------------|----------------------------|
| Operating Temperature Range | -40 - 110 °C[-40 - 230 °F] |
|-----------------------------|----------------------------|

Operation/Application



| | |
|---------------------|--------|
| Circuit Application | Signal |
|---------------------|--------|

Packaging Features

| | |
|--------------------|------|
| Packaging Quantity | 280 |
| Packaging Method | Tray |

Product Compliance

For compliance documentation, visit the product page on TE.com>

| | |
|---|---|
| EU RoHS Directive 2011/65/EU | Compliant |
| EU ELV Directive 2000/53/EC | Compliant |
| China RoHS 2 Directive MIIT Order No 32, 2016 | No Restricted Materials Above Threshold |
| EU REACH Regulation (EC) No. 1907/2006 | Current ECHA Candidate List: JAN 2024 (240) Candidate List Declared Against: JAN 2024 (240) Does not contain REACH SVHC |
| Halogen Content | Not Low Halogen - contains Br or Cl > 900 ppm. |
| Solder Process Capability | Not applicable for solder process capability |

Product Compliance Disclaimer

This information is provided based on reasonable inquiry of our suppliers and represents our current actual knowledge based on the information they provided. This information is subject to change. The part numbers that TE has identified as EU RoHS compliant have a maximum concentration of 0.1% by weight in homogenous materials for lead, hexavalent chromium, mercury, PBB, PBDE, DBP, BBP, DEHP, DIBP, and 0.01% for cadmium, or qualify for an exemption to these limits as defined in the Annexes of Directive 2011/65/EU (RoHS2). Finished electrical and electronic equipment products will be CE marked as required by Directive 2011/65/EU. Components may not be CE marked. Additionally, the part numbers that TE has identified as EU ELV compliant have a maximum concentration of 0.1% by weight in homogenous materials for lead, hexavalent chromium, and mercury, and 0.01% for cadmium, or qualify for an exemption to these limits as defined in the Annexes of Directive 2000/53/EC (ELV). Regarding the REACH Regulation, the information TE provides on SVHC in articles for this part number is based on the latest European Chemicals Agency (ECHA) 'Guidance on requirements for substances in articles' posted at this URL: <https://echa.europa.eu/guidance-documents/guidance-on-reach>

Compatible Parts



TE Part # 284930-6
DUOPLUG Standard, female conn.



TE Part # 284930-5
DUOPLUG Standard, female conn.



TE Part # 284930-3
DUOPLUG Standard, female conn.



TE Part # 284930-8
DUOPLUG Standard, female conn.





TE Part # 2-2402722-4
Same as 2-284932-4 w/ alternative resin

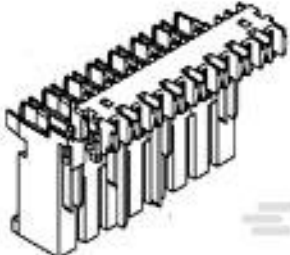


TE Part # 284930-4
DUOPLUG Standard, female conn.




TE Part # 9-964575-4
DUOPLUG2,5RAHMEN 4P

Customers Also Bought




TE Part # 1-282003-1
MONO-SHAPE TAB CONN 3P. ASSY




TE Part # 284970-3
Duoplug Std 3 pos. reinf. cover



TE Part # 1-282003-2
AMP MONO-SHAPE TAB CONN 3P. GL



TE Part # 293143-1
AMP MONO-SHAPE TAB CONN 7P. LIF UP 10A



TE Part # 284932-3
DUOPLUG Standard, female conn.



TE Part # 1-282002-8
MONO-SHAPE MK I TAB CONN ASSY



TE Part # 1-282086-7
AMP MONO-SHAPE CONN.SINGLE WAY LP



TE Part # 1-284970-3
DUOPLUG std, 2 pos, female con



TE Part # 1-293153-6
DUOPLUG MKI STD,6 POS, KEYED 2 /3, RED



TE Part # 2-284932-8
DUOPLUG MKI STD,KEYED 2/3,8 POS, ORANGE

Documents

Product Drawings

DUOPLUG MKI STD,KEYED 3/4,4 POS,BLACK

English

CAD Files

3D PDF

3D

Customer View Model

ENG_CVM_CVM_2-284932-4_A_c-2-284932-4-a.2d_dxf.zip



English

Customer View Model

[ENG_CVM_CVM_2-284932-4_A_c-2-284932-4-a.3d_igs.zip](#)

English

Customer View Model

[ENG_CVM_CVM_2-284932-4_A_c-2-284932-4-a.3d_stp.zip](#)

English

By downloading the CAD file I accept and agree to the [Terms and Conditions](#) of use.

Datasheets & Catalog Pages

[RAST Connector System Catalog](#)

English

Product Specifications

[Application Specification](#)

English

Agency Approvals

[Agency Approval Document](#)

English