

SMD Power Inductor

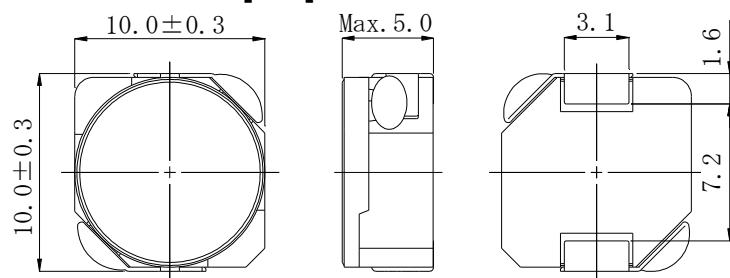
CDMPIH10D48/T125



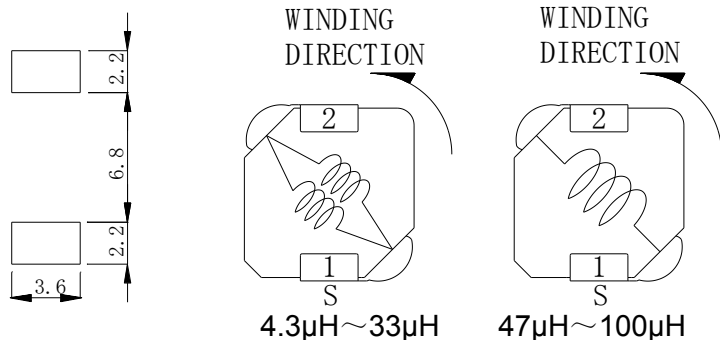
Description

- Ferrite core construction.
- Magnetically shielded.
- Lower flux leakage
- L × W × H: 10.3 × 10.3 × 5.0mm Max.
- Product weight: 2.02g(Ref.)
- Moisture Sensitivity Level: 1
- RoHS compliance.
- Qualified to AEC-Q200.

Dimension - [mm]



Land pattern and Schematics - [mm]



Environmental Data

- Operating temperature range: -40°C~+125°C (including coil's self temperature rise)
- Storage temperature range: -40°C~+125°C
- Solder reflow temperature: 260 °C peak.

Packaging

- Carrier tape and reel packaging
- 13.0" diameter reel
- 500pcs per reel

Applications

- Ideally used in Car navigation, Automobile's MPV equipment and D-Amp. etc.

Electrical Characteristics

Part name	Stamp	Inductance (µH) [Within] ※1	D.C.R. (mΩ) [Max.] (Typ.) (at 20°C)	The saturation current (A) ※2		Temperature rise current (A) ※3
				(at 20°C)	(at 125°C)	
CDMPIH10D48T125NP-4R3PC	4R3	4.3±25%	18.5(15.0)	7.4	5.7	5.5
CDMPIH10D48T125NP-5R6PC	5R6	5.6±25%	24.0(19.0)	6.5	5.0	4.8
CDMPIH10D48T125NP-7R5PC	7R5	7.5±25%	27.5(22.0)	5.6	4.4	4.4
CDMPIH10D48T125NP-110MC	110	11±20%	36.0(29.0)	4.7	3.6	4.0
CDMPIH10D48T125NP-220MC	220	22±20%	64.0(52.0)	3.3	2.6	2.8
CDMPIH10D48T125NP-330MC	330	33±20%	103(83.0)	2.7	2.1	2.2
CDMPIH10D48T125NP-470MC	470	47±20%	139(112)	2.25	1.75	1.70
CDMPIH10D48T125NP-680MC	680	68±20%	214(172)	1.85	1.40	1.40
CDMPIH10D48T125NP-101MC	101	100±20%	275(220)	1.55	1.20	1.25


※1. Measuring condition: at 100kHz.

※2. Saturation current: The value of D.C. current when the inductance decreases to 65% of its nominal value.

※3. Temperature rise current: The value of D.C. current when the temperature rise is $\Delta t = 40^\circ\text{C}$ ($T_a = 20^\circ\text{C}$).

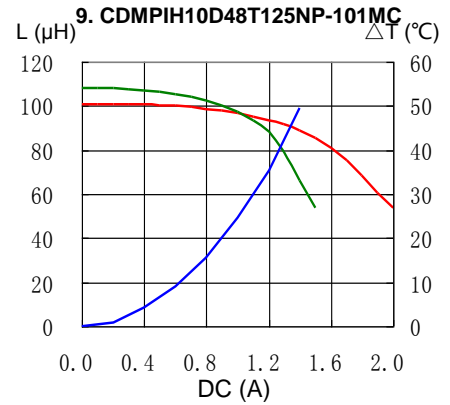
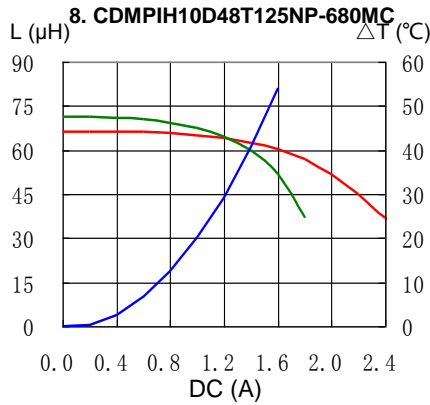
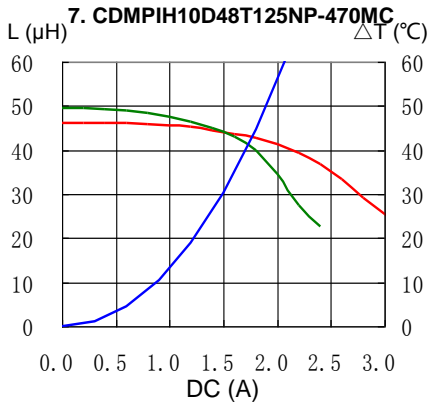
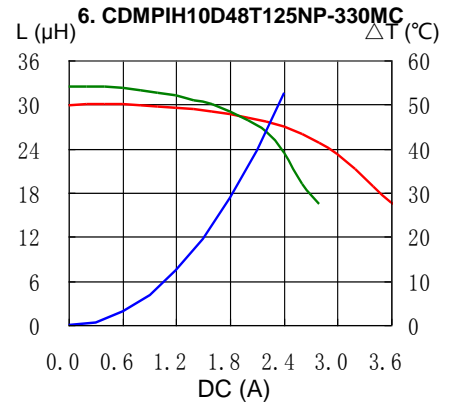
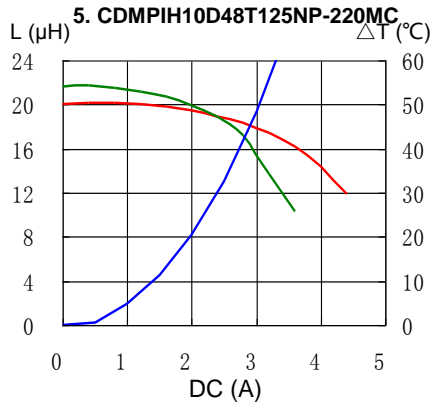
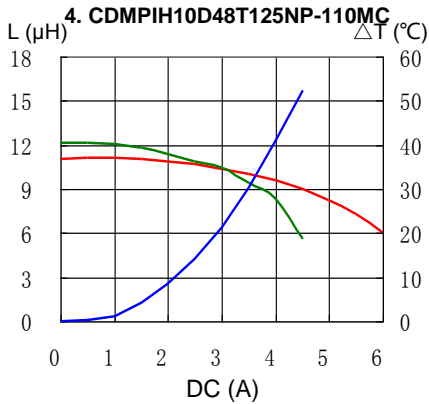
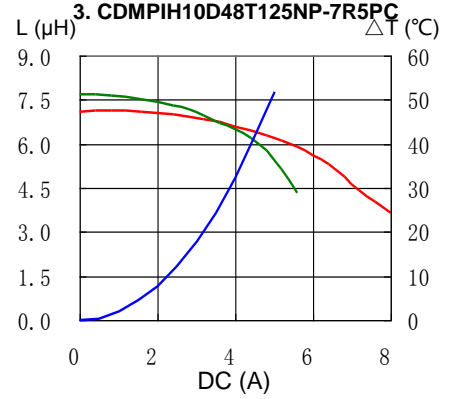
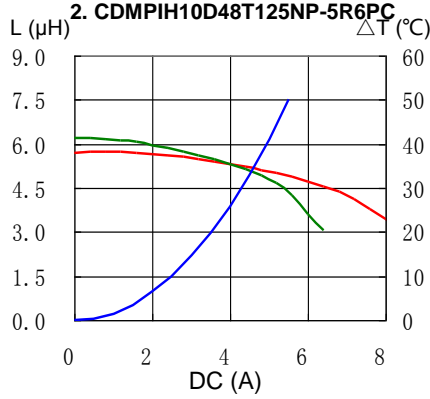
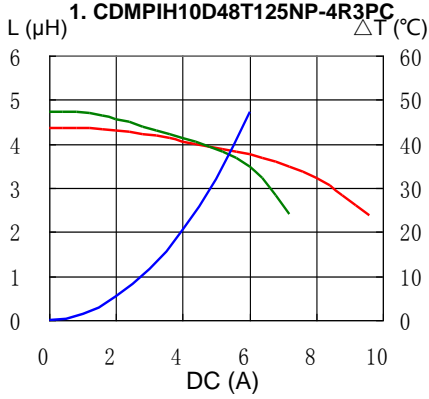
SMD Power Inductor

CDMPIH10D48/T125




Saturation Current & Temperature Rise Graph

— L (25°C) — L (125°C) — ΔT

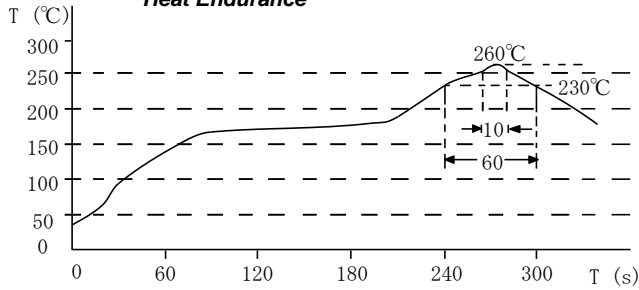


SMD Power Inductor CDMPIH10D48/T125

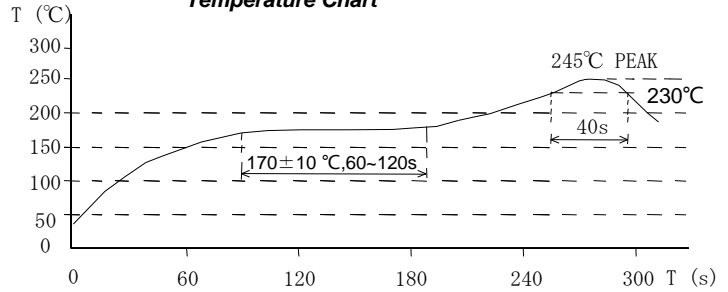


Solder Reflow Condition

Heat Endurance



Temperature Chart



Please refer to the sales offices on our website - <http://www.sumida.com>

Hong Kong

Tel. +852-2880-6781
FAX. +852-2565-9600
sales@hk.sumida.com

Saitama(Japan)

Tel. +81-48-691-7300
FAX. +81-48-691-7340
sales@jp.sumida.com

Chicago

Tel. +1-847-545-6700
FAX. +1-847-545-6720
sales@us.sumida.com

Shanghai

Tel. +86-21-5836-3299
FAX. +86-21-5836-3266
shanghai.sales@cn.sumida.com

Seoul

Tel. +82-2-6237-0777
FAX. +82-2-6237-0778
sales@kr.sumida.com

Obernzell

Tel. +49-8591-937-0
FAX. +49-8591-937-103
contact@eu.sumida.com

Shenzhen

Tel. +86-755-8291-0228
FAX. +86-755-8291-0338
shenzhen.sales@cn.sumida.com

Singapore

Tel. +65-6296-3388
FAX. +65-6841-4426
sales@sg.sumida.com

Neumarkt

Tel. +49-9181-4509-110
FAX. +49-9181-4509-310
infocomp@eu.sumida.com

Taipei

Tel. +886-2-8751-2737
FAX. +886-2-8751-2738
sales@tw.sumida.com

San Jose

Tel. +1-408-321-9660
FAX. +1-408-321-9308
sales@us.sumida.com