



FPC

TE Internal #: 1-84982-8

FPC Connectors, Flex-to-Board, 18 Position, .039 in [1 mm]

Centerline, Non-ZIF, Vertical, Surface Mount, Height .22 in [5.6 mm]

[View on TE.com >](#)

Connectors > PCB Connectors > Wire-to-Board Connectors > FFC, FPC & Ribbon Connectors > FPC Connectors



Connector System: **Flex-to-Board**

Number of Positions: **18**

Centerline (Pitch): **1 mm [.039 in]**

Insertion Force Type: **Non-ZIF**

PCB Mount Orientation: **Vertical**

Features

Product Type Features

PCB Connector Assembly Type	PCB Mount Receptacle
Connector Product Type	Connector Assembly
Connector System	Flex-to-Board
Insertion Force Type	Non-ZIF
Connector & Contact Terminates To	Flexible Printed Circuit (FPC)

Configuration Features

Compatible With Wire & Cable Type	FFC, FPC
Number of Rows	1
Number of Positions	18
PCB Mount Orientation	Vertical

Electrical Characteristics

Operating Voltage	125 VAC
-------------------	---------

Body Features

Primary Product Color	Natural
-----------------------	---------



Contact Features

PCB Contact Termination Area Plating Material Thickness	1 μm[39.37 μin]
Contact Layout	Staggered Type A
Contact Type	Socket
Contact Mating Area Plating Material Thickness	1 μm[39.37 μin]
PCB Contact Termination Area Plating Material Finish	Matte
Contact Shape & Form	Single Beam
Contact Mating Area Plating Material Finish	Matte
PCB Contact Termination Area Plating Material	Tin
Contact Base Material	Phosphor Bronze
Contact Mating Area Plating Material	Tin
Contact Current Rating (Max)	1 A

Termination Features

Termination Method to Printed Circuit Board	Surface Mount
---	---------------

Mechanical Attachment

Mating Alignment	With
Connector Mounting Type	Board Mount
PCB Mount Alignment	Without
PCB Mount Retention	Without

Housing Features

Housing Material	Nylon GF
Centerline (Pitch)	1 mm[.039 in]

Dimensions

Connector Length	20 mm[.787 in]
Connector Height	5.6 mm[.22 in]
Connector Width	4.4 mm[.173 in]
Accepts Flex Cable Thickness	.3 mm[.012 in]

Usage Conditions

Operating Temperature Range	-20 – 85 °C[-4 – 185 °F]
-----------------------------	--------------------------

Operation/Application

Circuit Application	Signal
---------------------	--------

Identification Marking



Circuit Identification Feature	Without
--------------------------------	---------

Packaging Features

Packaging Quantity	800
Packaging Method	Tape & Reel

Product Compliance

For compliance documentation, visit the product page on TE.com>

EU RoHS Directive 2011/65/EU	Compliant
EU ELV Directive 2000/53/EC	Compliant
China RoHS 2 Directive MIIT Order No 32, 2016	No Restricted Materials Above Threshold
EU REACH Regulation (EC) No. 1907/2006	Current ECHA Candidate List: JAN 2024 (240) Candidate List Declared Against: JAN 2024 (240) Does not contain REACH SVHC
Halogen Content	Not Low Halogen - contains Br or Cl > 900 ppm.
Solder Process Capability	Reflow solder capable to 245°C

Product Compliance Disclaimer

This information is provided based on reasonable inquiry of our suppliers and represents our current actual knowledge based on the information they provided. This information is subject to change. The part numbers that TE has identified as EU RoHS compliant have a maximum concentration of 0.1% by weight in homogenous materials for lead, hexavalent chromium, mercury, PBB, PBDE, DBP, BBP, DEHP, DIBP, and 0.01% for cadmium, or qualify for an exemption to these limits as defined in the Annexes of Directive 2011/65/EU (RoHS2). Finished electrical and electronic equipment products will be CE marked as required by Directive 2011/65/EU. Components may not be CE marked. Additionally, the part numbers that TE has identified as EU ELV compliant have a maximum concentration of 0.1% by weight in homogenous materials for lead, hexavalent chromium, and mercury, and 0.01% for cadmium, or qualify for an exemption to these limits as defined in the Annexes of Directive 2000/53/EC (ELV). Regarding the REACH Regulation, the information TE provides on SVHC in articles for this part number is based on the latest European Chemicals Agency (ECHA) ‘Guidance on requirements for substances in articles’ posted at this URL: <https://echa.europa.eu/guidance-documents/guidance-on-reach>

Compatible Parts



TE Part # 1-84953-8
1MM FPC HORZ.TOP CONT.ASSY 18P




TE Part # 1-1734248-8
1.0 FPC, ZIF V/T, SMT, 18P




TE Part # 1-1735042-8
1MM FPC SMT V ASSY 18P EMBOSS




Customers Also Bought




TE Part #292250-5
CT P/HDR BOX H ASSY 5P W/KINK




TE Part #292250-9
CT 2mm Post Header Assembly Box H Kink




TE Part #2-1761607-6
IDC LOW PRO HDR 16P RA LG LAT




TE Part #5787834-1
STD USB TYPE B, VERTICAL, T/H



TE Part #1-1879216-2
CPF 0402 64K9 0.1% 25PPM 1K RL



TE Part #2-1614884-9
CPF 0805 33R 0.1% 25PPM 1K RL



TE Part #1-2176482-7
RA73F 2A 75R 0.1% 5K RL

Documents

Product Drawings

1MM FFC SMT V ASSY 18P EMBOSS

English

CAD Files

Customer View Model

ENG_CVM_CVM_1-84982-8_J.2d_dxf.zip

English

3D PDF

3D

Customer View Model

ENG_CVM_CVM_1-84982-8_J.3d_igs.zip

English

Customer View Model

ENG_CVM_CVM_1-84982-8_J.3d_stp.zip

English

By downloading the CAD file I accept and agree to the [Terms and Conditions](#) of use.

Datasheets & Catalog Pages

1-1773959-7-FPC-Connectors-CN

FPC Connector Family

English

5-1773461-0_Standard_FPC_Connector_Quick_Reference_Guide

English

Product Specifications



Product Specification

English

Agency Approvals

CSA Certificate

English