

1-84982-5 ✓ ACTIVE



## FPC

TE Internal #: 1-84982-5

FPC Connectors, Flex-to-Board, 15 Position, .039 in [1 mm]

Centerline, Non-ZIF, Vertical, Surface Mount, Height .22 in [5.6 mm]

[View on TE.com >](#)

Connectors > PCB Connectors > Wire-to-Board Connectors > FFC, FPC & Ribbon Connectors > FPC Connectors



Connector System: **Flex-to-Board**

Number of Positions: **15**

Centerline (Pitch): **1 mm [ .039 in ]**

Insertion Force Type: **Non-ZIF**

PCB Mount Orientation: **Vertical**

## Features

### Product Type Features

|                                   |                                |
|-----------------------------------|--------------------------------|
| PCB Connector Assembly Type       | PCB Mount Receptacle           |
| Connector Product Type            | Connector Assembly             |
| Connector System                  | Flex-to-Board                  |
| Insertion Force Type              | Non-ZIF                        |
| Connector & Contact Terminates To | Flexible Printed Circuit (FPC) |

### Configuration Features

|                                   |          |
|-----------------------------------|----------|
| Compatible With Wire & Cable Type | FFC, FPC |
| Number of Rows                    | 1        |
| Number of Positions               | 15       |
| PCB Mount Orientation             | Vertical |

### Electrical Characteristics

|                   |         |
|-------------------|---------|
| Operating Voltage | 125 VAC |
|-------------------|---------|

### Body Features

|                       |         |
|-----------------------|---------|
| Primary Product Color | Natural |
|-----------------------|---------|



### Contact Features

|   |                  |
|---|------------------|
| PCB Contact Termination Area Plating Material Thickness | 1 µm[39.37 µin]  |
| Contact Layout  | Staggered Type A |
| Contact Type  | Socket           |
| Contact Mating Area Plating Material Thickness          | 1 µm[39.37 µin]  |
| PCB Contact Termination Area Plating Material Finish    | Matte            |
| Contact Shape & Form                                    | Single Beam      |
| Contact Mating Area Plating Material Finish             | Matte            |
| PCB Contact Termination Area Plating Material           | Tin              |
| Contact Base Material                                   | Phosphor Bronze  |
| Contact Mating Area Plating Material                    | Tin              |
| Contact Current Rating (Max)                            | 1 A              |

### Termination Features

|   |               |
|---|---------------|
| Termination Method to Printed Circuit Board | Surface Mount |
|---|---------------|

### Mechanical Attachment

|                         |             |
|-------------------------|-------------|
| Mating Alignment        | With        |
| Connector Mounting Type | Board Mount |
| PCB Mount Alignment     | Without     |
| PCB Mount Retention     | Without     |

### Housing Features

|                    |               |
|--------------------|---------------|
| Housing Material   | Nylon GF      |
| Centerline (Pitch) | 1 mm[.039 in] |

### Dimensions

|                              |                 |
|------------------------------|-----------------|
| Connector Length             | 17 mm[.669 in]  |
| Connector Height             | 5.6 mm[.22 in]  |
| Connector Width              | 4.4 mm[.173 in] |
| Accepts Flex Cable Thickness | .3 mm[.012 in]  |

### Usage Conditions

|                             |                          |
|-----------------------------|--------------------------|
| Operating Temperature Range | -20 - 85 °C[-4 - 185 °F] |
|-----------------------------|--------------------------|

### Operation/Application

|                     |        |
|---------------------|--------|
| Circuit Application | Signal |
|---------------------|--------|

### Identification Marking



|                                |         |
|--------------------------------|---------|
| Circuit Identification Feature | Without |
|--------------------------------|---------|

**Packaging Features**

|                    |             |
|--------------------|-------------|
| Packaging Quantity | 800         |
| Packaging Method   | Tape & Reel |

**Product Compliance**

[For compliance documentation, visit the product page on TE.com>](#)

|   |   |
|---|---|
| EU RoHS Directive 2011/65/EU                  | Compliant   |
| EU ELV Directive 2000/53/EC                   | Compliant   |
| China RoHS 2 Directive MIIT Order No 32, 2016 | No Restricted Materials Above Threshold   |
| EU REACH Regulation (EC) No. 1907/2006        | Current ECHA Candidate List: JAN 2024 (240)<br>Candidate List Declared Against: JAN 2024 (240)<br>Does not contain REACH SVHC |
| Halogen Content                               | Not Low Halogen - contains Br or Cl > 900 ppm.  |
| Solder Process Capability                     | Reflow solder capable to 245°C  |

Product Compliance Disclaimer

This information is provided based on reasonable inquiry of our suppliers and represents our current actual knowledge based on the information they provided. This information is subject to change. The part numbers that TE has identified as EU RoHS compliant have a maximum concentration of 0.1% by weight in homogenous materials for lead, hexavalent chromium, mercury, PBB, PBDE, DBP, BBP, DEHP, DIBP, and 0.01% for cadmium, or qualify for an exemption to these limits as defined in the Annexes of Directive 2011/65/EU (RoHS2). Finished electrical and electronic equipment products will be CE marked as required by Directive 2011/65/EU. Components may not be CE marked. Additionally, the part numbers that TE has identified as EU ELV compliant have a maximum concentration of 0.1% by weight in homogenous materials for lead, hexavalent chromium, and mercury, and 0.01% for cadmium, or qualify for an exemption to these limits as defined in the Annexes of Directive 2000/53/EC (ELV). Regarding the REACH Regulation, the information TE provides on SVHC in articles for this part number is based on the latest European Chemicals Agency (ECHA) 'Guidance on requirements for substances in articles' posted at this URL: <https://echa.europa.eu/guidance-documents/guidance-on-reach>


**Compatible Parts**



TE Part # 1-84953-5  
1MM FPC HORZ.TOP CONT.ASSY 15P



TE Part # 1-1734248-5  
1.0 FPC, ZIF V/T, SMT, 15P



TE Part # 1-1735042-5  
1MM FFC SMT V ASSY 15P EMBOSS

## Customers Also Bought



TE Part # 3-2176230-5  
3522 560R 5% 3W



TE Part # 3-1879378-1  
TLR 2512 1.0W R0025 1% 150PPM 2K RL



TE Part # 3-794680-4  
04P MICRO MNL ASSY,VRT,THRU LF




TE Part # 5-103672-3  
04 MTE HDR SRRA LATCH W/HLDWN



TE Part # 5-534237-1  
03 MODII VRT SR CE 100/115




TE Part # 5-534237-6  
08 MODII VRT SR CE 100/115



TE Part # 2-2176331-3  
CRGP 2512 680R 1%



TE Part # 4-487937-0  
040 HOUSING FFC 50CL DR LATCH



TE Part # 294005-E  
DRCB 0,80 40 F SMD F4 137 E009 094 GU-H

## Documents

### Product Drawings

1MM FFC SMT V ASSY 15P EMBOSS

English

### CAD Files

Customer View Model

[ENG\\_CVM\\_CVM\\_1-84982-5\\_J.2d\\_dxf.zip](#)

English

### 3D PDF

3D

Customer View Model

[ENG\\_CVM\\_CVM\\_1-84982-5\\_J.3d\\_igs.zip](#)

English

Customer View Model

[ENG\\_CVM\\_CVM\\_1-84982-5\\_J.3d\\_stp.zip](#)

English

By downloading the CAD file I accept and agree to the [Terms and Conditions](#) of use.



### Datasheets & Catalog Pages

[1-1773959-7-FPC-Connectors-CN](#)

#### FPC Connector Family

English

---

### Product Specifications

[Product Specification](#)

English

---

### Agency Approvals

[CSA Certificate](#)

English