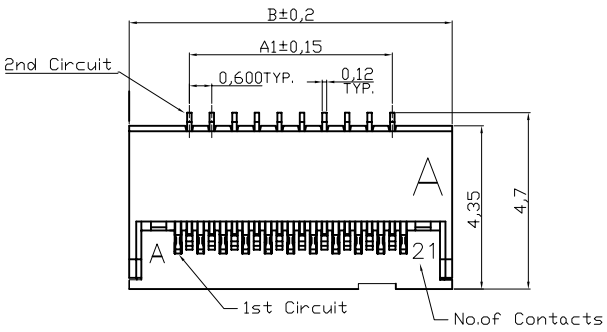


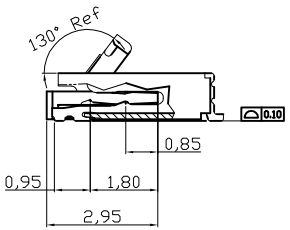


section A-A

NOTES:

1.Body : High Temperature plastic UL94V-0
Color Nature
2.Slider : Glass filled Polyamide UL94V-0
Color Black
3.Contact : Copper alloy
4.Fixed tab : Copper alloy
5.Plating: Gold flash over 0.76um(30μ" )Nickel
6.Contact style: Downside contact

AFFC30-xx-030-SHB-x
Packing:
R= Tape & Reel
T= Tube

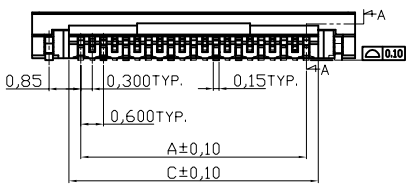


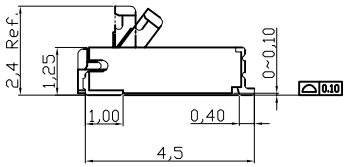


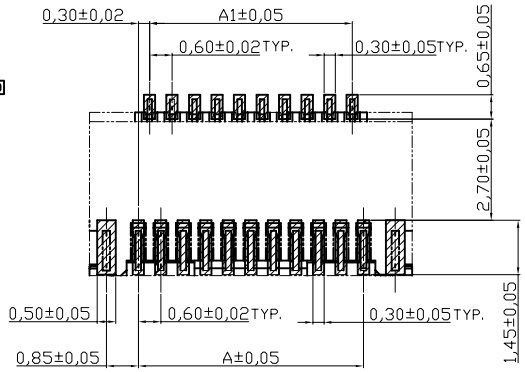


Recommended PCB Layout

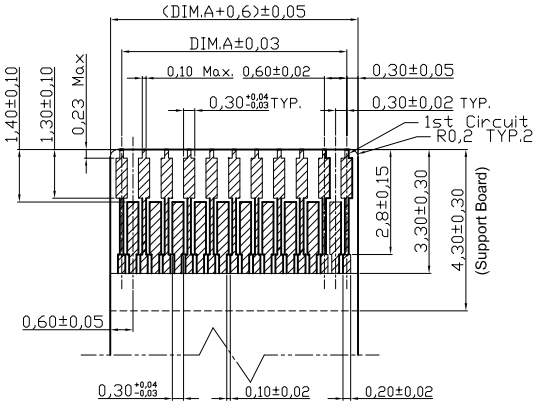


Recommended FPC Dimension
Thickness:0.2±0.03mm

A= 0.30x(No. of Contacts-1)
A1= A - 0.6
B= A + 2.6
C= A + 0.63
② *Available in 11/15/21/23/25/27/31/33/35/37/39/45 circuits

**RoHS compliant**
UNIT:mm

④ File No.: E198287

| Scale | Free |
|---|---|
| TOLERANCE | |
| .X | ±0.15 |
| .XX | ±0.10 |
| .XXX | ±0.05 |
| DIM | TOL |
| X.° | ±1° |
| X.X° | ±X° |
| Angle | TOL |

| Id. | Modification | Date | Name |
|---|---|---|---|
| ④ | Add UL No. | 13.06.2016 | Amy |
| ③ | Update | 07.08.2014 | Amy |
| ② | Update drawing | 01.04.2011 | Dean |
| ① | Drawn | 03.08.2009 | Dean |

| | Date | Name |
|---|---|---|
| Drawn | 03.08.2009 | Dean |
| Approved | 13.06.2016 | Amy |

ASSMANN WSW components

Customer-No.

ASSMANN WSW-No.
AFFC30-xx-030-SHB-x

Drawing-No.
ASS 3612 CO

rev04

Replace

SHEET
1 / 2

SV2311

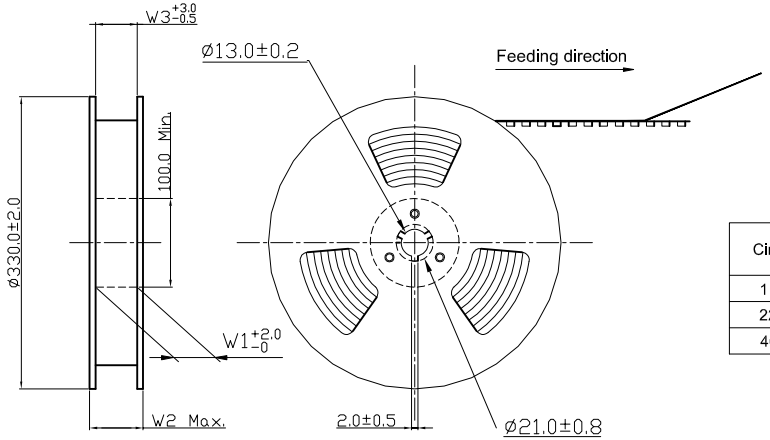


NOTES:

1.10 sprocket hole pitch cumulative tolerance ±0.20 .
2.Carrier Camber is within 1 mm in 250mm.
3.Carrier Material :Clear, Transparent Polystyrene Alloy(UP-5200).
③ 4. Reel Material: Corrugated paper
5.All dimensions meet EIA-481-C requirements.
6.Thickness :0.40±0.05mm.
7.Packing length per 22" reel : 92.5 Meters.
③ 8.Componet load per 13" reel :2000 pcs .

| Circuits | Dimension | | | | | Packing (Reel/Caton) |
|---|---|---|---|---|---|---|
| | E | F | W1 | W2 | W3 | |
| 11-21 | 16.0 | - | 16.5 | 22.5 | 16.5 | 11 |
| 22-45 | 24.0 | - | 24.5 | 30.5 | 24.5 | 9 |
| 46-61 | 32.0 | 28.40 | 32.5 | 38.5 | 32.5 | 7 |

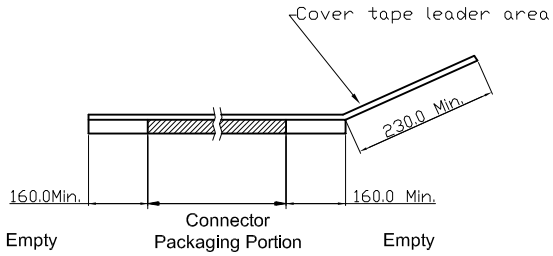


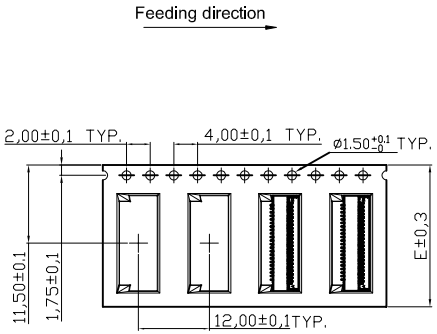


WIDTH:16, 24 mm Carrier

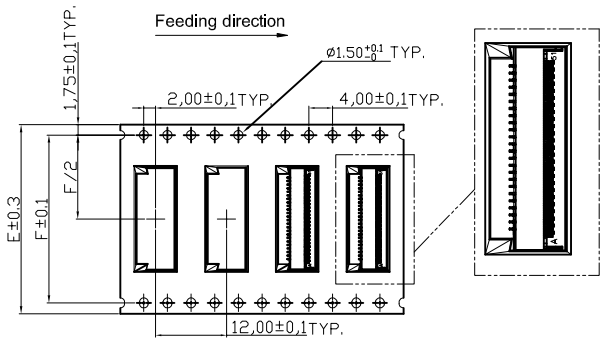


WIDTH:32 mm Carrier

**RoHS compliant**
UNIT:mm

④ File No.: E198287

| Scale | Free |
|---|---|
| TOLERANCE | |
| .X | ±X |
| .XX | ±X |
| .XXX | ±X |
| DIM | TOL |
| X.° | ±1° |
| X.X° | ±X° |
| Angle | TOL |

| Id. | Modification | Date | Name |
|---|---|---|---|
| ④ | Add UL No. | 13.06.2016 | Amy |
| ③ | Update | 07.08.2014 | Amy |
| ② | Update drawing | 01.04.2011 | Dean |
| ① | Drawn | 03.08.2009 | Dean |

| | Date | Name |
|---|---|---|
| Drawn | 03.08.2009 | Dean |
| Approved | 13.06.2016 | Amy |

ASSMANN WSW components

Customer-No.

ASSMANN WSW-No.
AFFC30-xx-030-SHB-x

Drawing-No.
ASS 3612 CO

rev04

Replace

SHEET
2 / 2

SV2311