

Product data sheet

Specifications



Disconnect switch, TeSys VLS,
body switch, 40A, 20HP at 480VAC,
UL508, three phase, 5kA SCCR,
size 1, DIN rail mount

VLS3P040R1

Main

Range	TeSys
Product Name	TeSys VARIO LS
Device Short Name	VLS3P
Product Type	Switch body

Complementary

Device Composition	Handle Switch
Mounting Support	Back DIN rail
Mounting Method	By clips back
Performance Level	High performance
Number of Poles	3P
Contact Type and Composition	3 NO
Color	Grey
[Ue] UL Rated Operational Voltage	600 V AC 50/60 Hz UL 508
[Ue] IEC Rated Operational Voltage	690 V AC 50/60 Hz
UL Maxium Horsepower Ratings	10 hp 200/208 V AC 15 hp 240 V AC 20 hp 480 V AC 25 hp 600 V AC 2 hp 120 V AC 5 hp 240 V AC
IEC Rated Operational Power in W	18.5 kW 400 V AC-23A) 18.5 kW 500 V AC-23A) 22 kW 690 V AC-23A)
[Ie] Rated Operational Current	40 A Ue: 600 V UL 508 40 A AC-21A Ue: 400 V 40 A AC-21A Ue: 500 V 40 A AC-21A Ue: 690 V 40 A AC-22A Ue: 400 V 40 A AC-22A Ue: 500 V 40 A AC-22A Ue: 690 V 40 A AC-23A Ue: 400 V 25 A AC-23A Ue: 500 V 25 A AC-23A Ue: 690 V
[Ith] Conventional Free Air Thermal Current	40 A (at 131 °F (55 °C))
[Ithe] Conventional Enclosed Thermal Current	40 A
Making Capacity (I Rms)	60 A 690 V AC-21A 120 A 690 V AC-22A 400 A 690 V AC-23A

Disclaimer: This documentation is not intended as a substitute for and is not to be used for determining suitability or reliability of these products for specific user applications

Breaking Capacity	60 A 690 V AC-21A) 120 A 690 V AC-22A) 320 A 690 V AC-23A)
SCCR	Fuse RK5 45 A maximum: 5 kA at 600 V AC
Rated Conditional Short Circuit Current	50 kA 400 V 40 A gG
[Icm] Rated Short Circuit Making Capacity	1128 A 690 V
[Icw] Rated Short Time Withstand Current	800 A 690 V 1 s
[Uimp] Rated Impulse Withstand Voltage	8 kV
Suitability for Isolation	Yes
Network Type	AC
Network Frequency	50/60 Hz
Intermittent Duty Class	Class 120 - 60 %
Control Type	Rotary handle
Rotary Handle Mounting Style	Direct
Handle Color	Black
Handle Front Plate Color	Grey
Rotary Handle Padlocking	1 padlock 0.16 in (4 mm)
Marking	0 - 1
Mechanical Durability	100000 cycles
Electrical Durability	100000 cycles AC-21A
UL Wire Size	AWG 18...AWG 6 copper
IEC Terminal Connection	Power circuit screw clamp terminals 0.02 in² (10 mm²) solid Power circuit screw clamp terminals 0.02 in² (16 mm²) flexible - without cable end
Tightening Torque	Power circuit 15.93...17.70 lbf.in (1.8...2 N.m) screw clamp terminals
Height	3.0 in (75 mm)
Width	1.4 in (36 mm)
Depth	3.07 in (78 mm)
Product Weight	0.298 lb(US) (0.135 kg)

Environment

Standards	UL 508 CSA C22.2 No 14 IEC 60947-3
Product Certifications	cULus GL
Degree of Protection	IP20 conforming to IEC 60529
Mechanical Robustness	Vibrations 2...100 Hz Fc 0.7 g) IEC 60068-2-6 Shocks 11 ms Ea 15 gn) IEC 60068-2-27
Ambient Air Temperature for Operation	-13...131 °F (-25...55 °C)
Fire Resistance	1760 °F (960 °C) IEC 60695-2-11
Compatibility Code	VLS

Packing Units

Unit Type of Package 1	PCE
------------------------	-----

Number of Units in Package 1	1
Package 1 Height	3.150 in (8.000 cm)
Package 1 Width	3.346 in (8.500 cm)
Package 1 Length	4.724 in (12.000 cm)
Package 1 Weight	5.926 oz (168.000 g)

Sustainability





Green Premium™ label is Schneider Electric’s commitment to delivering products with best-in-class environmental performance. Green Premium promises compliance with the latest regulations, transparency on environmental impacts, as well as circular and low-CO₂ products.

Guide to assessing product sustainability is a white paper that clarifies global eco-label standards and how to interpret environmental declarations.

[Learn more about Green Premium >](#)

[Guide to assess a product’s sustainability >](#)

Well-being performance

	Reach Free Of Svhc	
	Toxic Heavy Metal Free	
	Mercury Free	
	Rohs Exemption Information	Yes
Reach Regulation	REACH Declaration	
Eu Rohs Directive	Compliant EU RoHS Declaration	
China Rohs Regulation	China RoHS declaration Pro-active China RoHS declaration (out of China RoHS legal scope)	