


Product data sheet

Specifications



Disconnect switch, TeSys VLS, additional pole, 100A, for 100A switch, size 2, door mount

VLS1P100D2S

 **Discontinued on:** Dec 18, 2023

 **Discontinued**

Main

Range	TeSys
Device short name	VLS1P
product or component type	Additional pole
Performance level	High performance
poles description	1P
Contacts type and composition	1 NO
Contact operation	Simultaneous
Range compatibility	TeSys TeSys VARIO LS VLS3P
Network type	AC
Network frequency	50/60 Hz
Suitability for isolation	Yes

Complementary

mounting location	Left Right
mounting support	Door
[Ue] rated operational voltage	690 V AC 50/60 Hz
[Uimp] rated impulse withstand voltage	8 kV
[Ith] conventional free air thermal current	100 A (at 131 °F (55 °C))
[Ithe] conventional enclosed thermal current	100 A
[Ie] rated operational current	100 A Ue: 600 V UL98 100 A AC-21A Ue: 400 V 100 A AC-21A Ue: 500 V 100 A AC-21A Ue: 690 V 100 A AC-22A Ue: 400 V 100 A AC-22A Ue: 500 V 100 A AC-22A Ue: 690 V 100 A AC-23A Ue: 400 V 80 A AC-23A Ue: 500 V 47 A AC-23A Ue: 690 V
Rated operational power in W	55 kW 400 V AC-23A) 45 kW 500 V AC-23A) 45 kW 690 V AC-23A)
Intermittent duty class	Class 120 - 60 %
Making capacity (I Rms)	150 A 690 V AC-21A 300 A 690 V AC-22A 1000 A 690 V AC-23A

Disclaimer: This documentation is not intended as a substitute for and is not to be used for determining suitability or reliability of these products for specific user applications

[Icm] rated short-circuit making capacity	3550 A 690 V
[Icw] rated short-time withstand Rms current	2500 A 690 V 1 s
Rated conditional short-circuit current	50 kA 400 V 100 A gG
Breaking capacity	150 A 690 V AC-21A) 300 A 690 V AC-22A) 800 A 690 V AC-23A)
Mechanical durability	30000 cycles
Electrical durability	30000 cycles AC-21
Connections - terminals	Power circuit screw clamp terminals 0.08 in² (50 mm²) solid Power circuit screw clamp terminals 0.11 in² (70 mm²) flexible - without cable end
Tightening torque	Power circuit 44.25...53.10 lbf.in (5...6 N.m) screw clamp terminals
Height	3.9 in (100 mm)
Width	0.9 in (23 mm)
Depth	1.91 in (48.6 mm)
net weight	0.24 lb(US) (0.11 kg)
Colour	Grey

Environment

Standards	UL98 CSA C22.2 No 4 IEC 60947-3
Product certifications	cULus GL
IP degree of protection	IP20 conforming to IEC 60529
Mechanical robustness	Vibrations 2...100 Hz Fc 0.7 g) IEC 60068-2-6 Shocks 11 ms Ea 15 gn) IEC 60068-2-27
Ambient air temperature for operation	-13...131 °F (-25...55 °C)
Fire resistance	1760 °F (960 °C) IEC 60695-2-11

Packing Units

Unit Type of Package 1	PCE
Number of Units in Package 1	1
Package 1 Height	2.50 in (6.35 cm)
Package 1 Width	4.50 in (11.43 cm)
Package 1 Length	3.0000000000 in (7.62 cm)
Package 1 Weight	4.64 oz (131.543 g)
Unit Type of Package 2	S03
Number of Units in Package 2	36
Package 2 Height	11.8 in (30 cm)
Package 2 Width	11.8 in (30 cm)
Package 2 Length	15.7 in (40 cm)
Package 2 Weight	12.128 lb(US) (5.501 kg)

Sustainability





Green Premium™ label is Schneider Electric’s commitment to delivering products with best-in-class environmental performance. Green Premium promises compliance with the latest regulations, transparency on environmental impacts, as well as circular and low-CO₂ products.

Guide to assessing product sustainability is a white paper that clarifies global eco-label standards and how to interpret environmental declarations.

[Learn more about Green Premium >](#)

[Guide to assess a product’s sustainability >](#)

Well-being performance

	Reach Free Of Svhc	
	Toxic Heavy Metal Free	
	Mercury Free	
	Rohs Exemption Information	Yes
Reach Regulation	REACH Declaration	
Eu Rohs Directive	Compliant EU RoHS Declaration	
China Rohs Regulation	China RoHS declaration Pro-active China RoHS declaration (out of China RoHS legal scope)	