

EDSP10SGRFNTR04 ✓ ACTIVE

Alcoswitch | Alcoswitch DIP EDSP

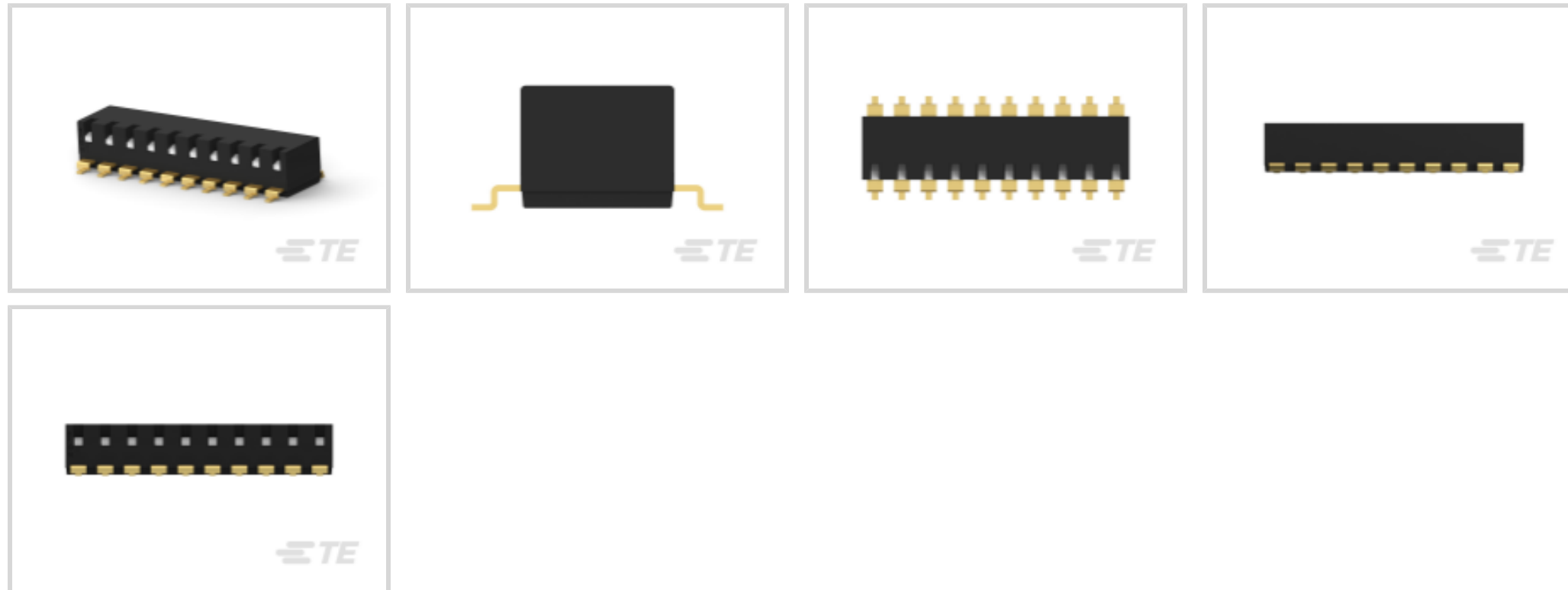
TE Internal #: 5-2319764-0

DIP & SIP Switches, Gold Flash, Black, High Temperature Nylon, 10 Switch, -20 - 85 °C, DIP, Piano (Side Actuated) Actuator Style, Alcoswitch DIP EDSP

[View on TE.com >](#)



Switches > DIP & SIP Switches



Switch Contact Plating Material: **Gold Flash**

Case Color: **Black**

Case Material: **High Temperature Nylon**

Sealed Device: **No**

Number of Switches: **10**

Features

Product Type Features

| | |
|-----------------------|-----------------------|
| Sealed Device | No |
| DIP & SIP Switch Type | DIP |
| Actuator Style | Piano (Side Actuated) |

Configuration Features

| | |
|----------------------------|----------------------------|
| Number of Positions | 10 |
| Number of Switches | 10 |
| Configuration (Pole-Throw) | Single Pole - Single Throw |

Electrical Characteristics

| | |
|------------------------|--------|
| Contact Current Rating | .025 A |
| Operating Voltage | 24 VDC |

Body Features

| | |
|---------------------|----------|
| Actuator Color | White |
| Product Orientation | Vertical |
| Case Color | Black |



| | |
|---------------|------------------------|
| Case Material | High Temperature Nylon |
|---------------|------------------------|

Contact Features

| | |
|---|--------------|
| Contact Underplating Material | Nickel |
| PCB Contact Termination Area Plating Material | Gold Flash |
| Switch Contact Plating Material | Gold Flash |
| Contact Base Material | Copper Alloy |

Termination Features

| | |
|---|---------------|
| Termination Method to Printed Circuit Board | Surface Mount |
|---|---------------|

Housing Features

| | |
|--------------------|----------------|
| Centerline (Pitch) | 2.54 mm[.1 in] |
|--------------------|----------------|

Dimensions

| | |
|----------------|------------------|
| Product Length | 25.3 mm[.996 in] |
| Product Height | 5 mm[.197 in] |

Usage Conditions

| | |
|-----------------------------|-------------|
| Operating Temperature Range | -20 - 85 °C |
|-----------------------------|-------------|

Packaging Features

| | |
|--------------------|-------------|
| Packaging Quantity | 700 |
| Packaging Method | Tape & Reel |

Product Compliance

For compliance documentation, visit the product page on [TE.com](https://www.te.com)>

| | |
|---|---|
| EU RoHS Directive 2011/65/EU | Compliant |
| EU ELV Directive 2000/53/EC | Not Yet Reviewed |
| China RoHS 2 Directive MIIT Order No 32, 2016 | No Restricted Materials Above Threshold |
| EU REACH Regulation (EC) No. 1907/2006 | Current ECHA Candidate List: JAN 2024 (240) Candidate List Declared Against: JAN 2022 (223) Does not contain REACH SVHC |
| Halogen Content | Not Yet Reviewed for halogen content |
| Solder Process Capability | Not reviewed for solder process capability |


Product Compliance Disclaimer

This information is provided based on reasonable inquiry of our suppliers and represents our current actual knowledge based on the information they provided. This information is subject to change. The part numbers that TE has identified as EU RoHS compliant have a maximum concentration of 0.1% by weight in homogenous materials for lead, hexavalent chromium, mercury, PBB, PBDE, DBP, BBP, DEHP, DIBP, and 0.01% for cadmium, or qualify for an exemption to these limits as defined in the Annexes of Directive 2011/65/EU (RoHS2). Finished electrical and electronic equipment products will be CE marked as required by Directive 2011/65/EU. Components may not be CE marked. Additionally, the part numbers that TE has identified as EU ELV compliant have a maximum concentration of 0.1% by weight in homogenous materials for lead, hexavalent chromium, and mercury, and 0.01% for cadmium, or qualify for an exemption to these limits as defined in the Annexes of Directive 2000/53/EC (ELV). Regarding the REACH Regulation, the information TE provides on SVHC in articles for this part number is based on the latest European Chemicals Agency (ECHA) 'Guidance on requirements for substances in articles' posted at this URL: <https://echa.europa.eu/guidance-documents/guidance-on-reach>

Compatible Parts



Also in the Series | Alcoswitch DIP EDSP



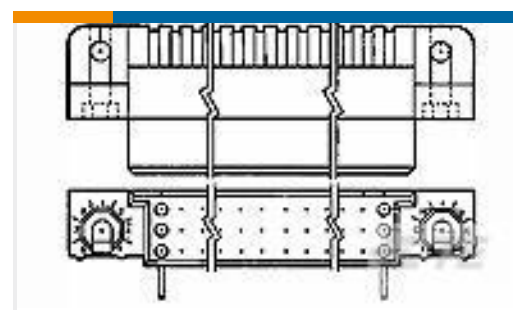
Customers Also Bought



TE Part # 3-5332070-5
SOCKET,MIN-SPR W/KO SN-AU S-4



TE Part # 536019-5
096 EURO TYP R PIN AP MFBL ASY



TE Part # 5533268-3
ASSY,RECPT,R.ANGLE,HDI,LEAD-FR




TE Part # 5-1609987-6
15SRBX8=F8287



TE Part # 2-1649329-2
RTE44012



TE Part # 532903-3
HDI RECP ASSY 4 ROW 128 POS



TE Part # 2101579-2
DUST CAP,RCPT,Sz105,F SERIES

Documents

Product Drawings

[E STACK PIANO 10P G SHORT T&R PD OFF](#)

English

CAD Files

[3D PDF](#)

3D

Customer View Model

[ENG_CVM_CVM_5-2319764-0_A.2d_dxf.zip](#)

English

Customer View Model

[ENG_CVM_CVM_5-2319764-0_A.3d_igs.zip](#)

English

Customer View Model

[ENG_CVM_CVM_5-2319764-0_A.3d_stp.zip](#)

English

By downloading the CAD file I accept and agree to the [Terms and Conditions](#) of use.

Datasheets & Catalog Pages

[SWITCHES_CORE_PROGRAM_CATALOG](#)

English