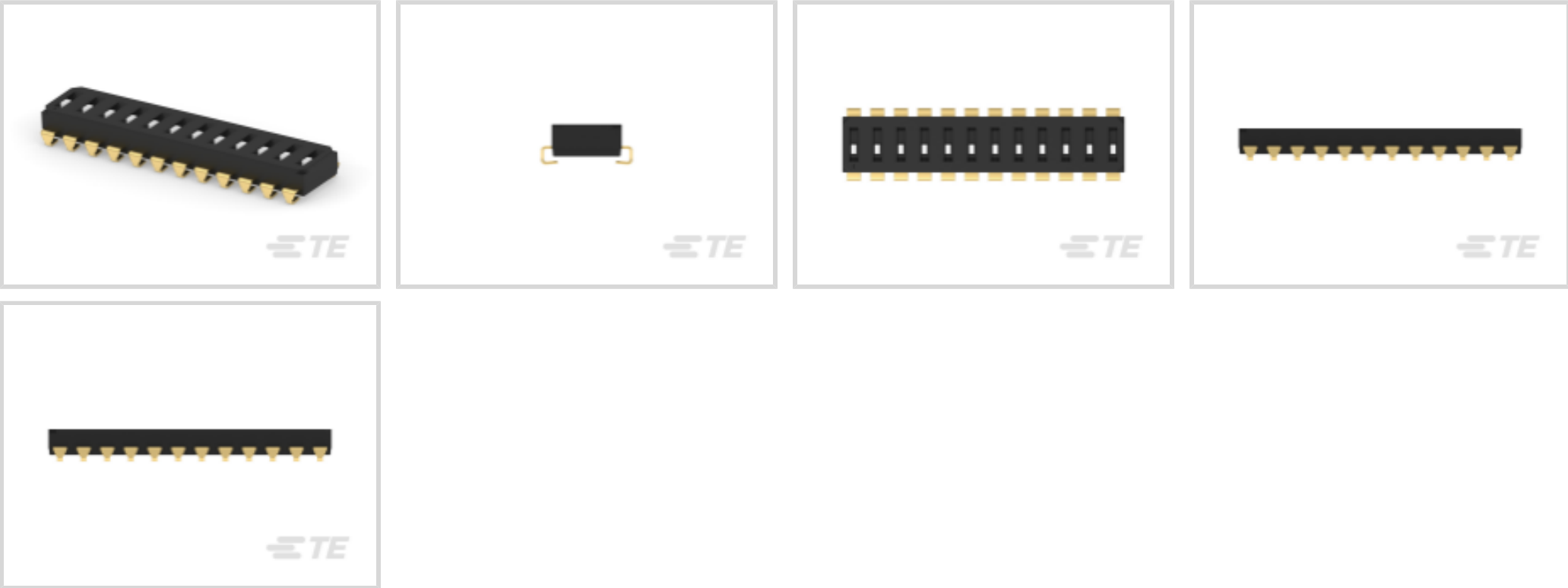




Switches > DIP & SIP Switches



Switch Contact Plating Material: **Gold Flash**

Case Color: **Black**

Case Material: **High Temperature Nylon**

Sealed Device: **No**

Number of Switches: **12**

Features

Product Type Features

Sealed Device	No
DIP & SIP Switch Type	DIP
Actuator Style	Slide

Configuration Features

Number of Positions	12
Number of Switches	12
Configuration (Pole-Throw)	Single Pole - Single Throw

Electrical Characteristics

Contact Current Rating	.025 A
Operating Voltage	24 VDC

Body Features

Actuator Color	White
Product Orientation	Vertical
Case Color	Black

Case Material	High Temperature Nylon
---------------	------------------------

Contact Features

Contact Underplating Material	Nickel
PCB Contact Termination Area Plating Material	Gold Flash
Switch Contact Plating Material	Gold Flash
Contact Base Material	Copper Alloy

Termination Features

Termination Method to Printed Circuit Board	Surface Mount
---	---------------

Housing Features

Centerline (Pitch)	2.54 mm[.1 in]
--------------------	----------------

Dimensions

Product Length	30.38 mm[1.196 in]
Product Height	3.45 mm[.136 in]

Usage Conditions

Operating Temperature Range	-20 – 85 °C
-----------------------------	-------------

Packaging Features

Packaging Quantity	900
Packaging Method	Tape & Reel

Product Compliance

For compliance documentation, visit the product page on TE.com>

EU RoHS Directive 2011/65/EU	Compliant
EU ELV Directive 2000/53/EC	Not Yet Reviewed
China RoHS 2 Directive MIIT Order No 32, 2016	No Restricted Materials Above Threshold
EU REACH Regulation (EC) No. 1907/2006	Current ECHA Candidate List: JAN 2024 (240) Candidate List Declared Against: JUNE 2022 (224) Does not contain REACH SVHC
Halogen Content	Not Yet Reviewed for halogen content
Solder Process Capability	Not reviewed for solder process capability


Product Compliance Disclaimer

This information is provided based on reasonable inquiry of our suppliers and represents our current actual knowledge based on the information they provided. This information is subject to change. The part numbers that TE has identified as




EU RoHS compliant have a maximum concentration of 0.1% by weight in homogenous materials for lead, hexavalent chromium, mercury, PBB, PBDE, DBP, BBP, DEHP, DIBP, and 0.01% for cadmium, or qualify for an exemption to these limits as defined in the Annexes of Directive 2011/65/EU (RoHS2). Finished electrical and electronic equipment products will be CE marked as required by Directive 2011/65/EU. Components may not be CE marked. Additionally, the part numbers that TE has identified as EU ELV compliant have a maximum concentration of 0.1% by weight in homogenous materials for lead, hexavalent chromium, and mercury, and 0.01% for cadmium, or qualify for an exemption to these limits as defined in the Annexes of Directive 2000/53/EC (ELV). Regarding the REACH Regulation, the information TE provides on SVHC in articles for this part number is based on the latest European Chemicals Agency (ECHA) ‘Guidance on requirements for substances in articles’ posted at this URL: <https://echa.europa.eu/guidance-documents/guidance-on-reach>


Compatible Parts




TE Part # 6-2319848-4
END STACK DIP1PGRECESSSEALT&R




TE Part # 4-2319848-5
END STACK DIP 3P G RECESS T&R



TE Part # 6-2319848-7
END STACK DIP 4P G RECESS SEAL T&R



TE Part # 6-2319848-8
END STACK DIP 5P G RECESS SEAL T&R



TE Part # 1-2319847-0
END STACK DIP 10P G RAISED TUBE

Also in the Series | Alcoswitch DIP EDS



DIP & SIP Switches(121)

Customers Also Bought





TE Part #206070-8
CABLE CLAMP KIT #17



TE Part #DT04-2P
REC, 2P, GRY, N



TE Part #DT06-2S
PLG, 2P, GRY, N



TE Part #W2S
Wedgelocks: DEUTSCH DT



TE Part #0460-202-16141
DEUTSCH Solid Contacts



TE Part #282104-1
AMP SUPERSEAL 1.5MM,
CONNECTOR HOUSING



TE Part #281934-2
SINGLE WIRE SEAL

Documents

Product Drawings

END STACK DIP 12P J RECESS T&R

English

CAD Files

3D PDF

3D

Customer View Model

ENG_CVM_CVM_6-2319848-3_A.2d_dxf.zip

English

Customer View Model

ENG_CVM_CVM_6-2319848-3_A.3d_igs.zip

English

Customer View Model

ENG_CVM_CVM_6-2319848-3_A.3d_stp.zip

English

By downloading the CAD file I accept and agree to the [Terms and Conditions](#) of use.

Datasheets & Catalog Pages

SWITCHES_CORE_PROGRAM_CATALOG

English