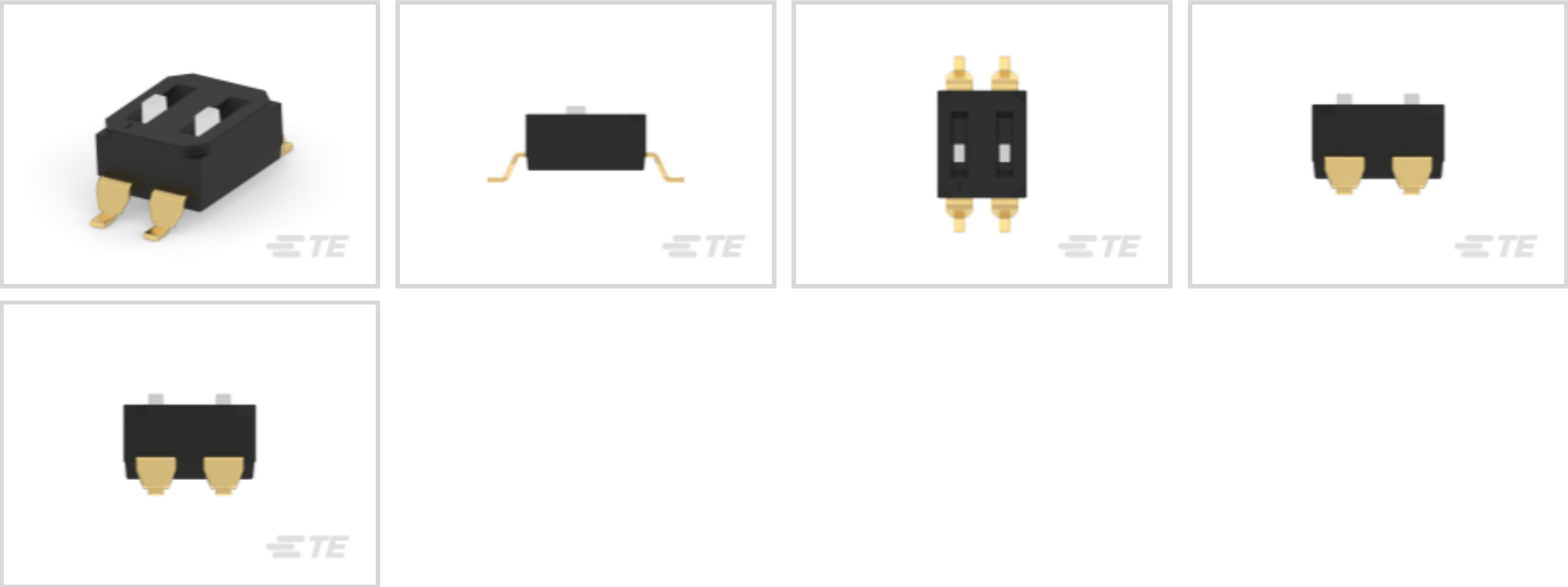




Switches > DIP & SIP Switches



Switch Contact Plating Material: Gold Flash

Case Color: Black

Case Material: High Temperature Nylon

Sealed Device: No

Number of Switches: 2

Features

Product Type Features

Sealed Device	No
DIP & SIP Switch Type	DIP
Actuator Style	Slide

Configuration Features

Number of Positions	2
Number of Switches	2
Configuration (Pole-Throw)	Single Pole - Single Throw

Electrical Characteristics

Contact Current Rating	.025 A
Operating Voltage	24 VDC

Body Features

Actuator Color	White
Sealing Method	Sealing Tape
Product Orientation	Vertical



Case Color	Black
Case Material	High Temperature Nylon

Contact Features

Contact Underplating Material	Nickel
PCB Contact Termination Area Plating Material	Gold Flash
Switch Contact Plating Material	Gold Flash
Contact Base Material	Copper Alloy

Termination Features

Termination Method to Printed Circuit Board	Surface Mount
---	---------------

Housing Features

Centerline (Pitch)	2.54 mm[.1 in]
--------------------	----------------

Dimensions

Product Length	4.98 mm[.196 in]
Product Height	3.8 mm[.15 in]

Usage Conditions

Operating Temperature Range	-20 - 85 °C
-----------------------------	-------------

Packaging Features

Packaging Quantity	900
Packaging Method	Tape & Reel

Product Compliance

For compliance documentation, visit the product page on [TE.com](#)>

EU RoHS Directive 2011/65/EU	Compliant
EU ELV Directive 2000/53/EC	Not Yet Reviewed
China RoHS 2 Directive MIIT Order No 32, 2016	No Restricted Materials Above Threshold
EU REACH Regulation (EC) No. 1907/2006	Current ECHA Candidate List: JAN 2024 (240) Candidate List Declared Against: JUNE 2023 (235) Does not contain REACH SVHC
Halogen Content	Low Halogen - Br, Cl, F, I < 900 ppm per homogenous material. Also BFR/CFR/PVC Free
Solder Process Capability	Not reviewed for solder process capability



Product Compliance Disclaimer

This information is provided based on reasonable inquiry of our suppliers and represents our current actual knowledge based on the information they provided. This information is subject to change. The part numbers that TE has identified as EU RoHS compliant have a maximum concentration of 0.1% by weight in homogenous materials for lead, hexavalent chromium, mercury, PBB, PBDE, DBP, BBP, DEHP, DIBP, and 0.01% for cadmium, or qualify for an exemption to these limits as defined in the Annexes of Directive 2011/65/EU (RoHS2). Finished electrical and electronic equipment products will be CE marked as required by Directive 2011/65/EU. Components may not be CE marked. Additionally, the part numbers that TE has identified as EU ELV compliant have a maximum concentration of 0.1% by weight in homogenous materials for lead, hexavalent chromium, and mercury, and 0.01% for cadmium, or qualify for an exemption to these limits as defined in the Annexes of Directive 2000/53/EC (ELV). Regarding the REACH Regulation, the information TE provides on SVHC in articles for this part number is based on the latest European Chemicals Agency (ECHA) 'Guidance on requirements for substances in articles' posted at this URL: <https://echa.europa.eu/guidance-documents/guidance-on-reach>

Compatible Parts

TE Part # 6-2319848-4  
END STACK DIP1PGRECESSSEALT&R

TE Part # 4-2319848-5  
END STACK DIP 3P G RECESS T&R

TE Part # 6-2319848-7  
END STACK DIP 4P G RECESS SEAL T&R

TE Part # 6-2319848-8  
END STACK DIP 5P G RECESS SEAL T&R


TE Part # 1-2319847-0  
END STACK DIP 10P G RAISED TUBE

TE Part # 2319847-7  
END STACK DIP 7P G RAISED TUBE

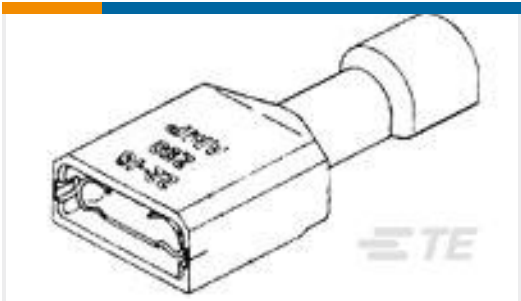
Also in the Series | Alcoswitch DIP EDS

DIP & SIP Switches(121)

Customers Also Bought



TE Part # 5069824023  
[CGPT-3.2/1.6-0-SP](#)



TE Part # 2-520273-2  
[ULTRAFast 110 ASSY REC 22-18 TPBR LP](#)

Documents

Product Drawings

[END STACK DIP 2P G RAISED T&R](#)

English

CAD Files

[3D PDF](#)

3D

Customer View Model

[ENG\\_CVM\\_CVM\\_2-2319847-3\\_A.2d\\_dxf.zip](#)

English

Customer View Model

[ENG\\_CVM\\_CVM\\_2-2319847-3\\_A.3d\\_igs.zip](#)

English

Customer View Model

[ENG\\_CVM\\_CVM\\_2-2319847-3\\_A.3d\\_stp.zip](#)

English

By downloading the CAD file I accept and agree to the [Terms and Conditions](#) of use.

Datasheets & Catalog Pages

[SWITCHES\\_CORE\\_PROGRAM\\_CATALOG](#)

English