



Connectors > Terminal Blocks & Strips > Modular Terminal Blocks



Block Function: **Ground**
Modular Terminal Block Product Type: **PI-Spring Terminal Block**
Primary Product Color: **Green & Yellow**
Product Spacing: **5.2 mm [.205 in]**
Number of Positions: **4**

Features

Product Type Features

Modular Terminal Block Product Type	PI-Spring Terminal Block
-------------------------------------	--------------------------

Configuration Features

Gauge Type	A2 / 2.3 mm Dia.
Number of Levels	1
Number of Circuits	1
Block Function	Ground
Number of Positions	4

Electrical Characteristics

Impulse Withstanding Voltage Rating (IEC)	8000 V
Dielectric Withstanding Voltage (Max)	2200 V
Short-Time Withstanding Current Rating @ 1s	300 A

Body Features

Product Weight	13.6 g[.535 oz]
Primary Product Color	Green & Yellow

Mechanical Attachment

DIN Rail Mounting Type	TH35-15, TH35-7.5
Connector Mounting Type	DIN Rail



Housing Features

Housing Material	Polyamide
------------------	-----------

Dimensions

Main Circuit Capacity - 1 Rigid Stranded Conductor per Spring Clamp	.2 - 4 mm ²
Main Circuit Capacity - Twin Ferrule per Spring Clamp	26 - 20 AWG
Wire Stripping Length	11 mm[.433 in]
Main Circuit Capacity - 1 Non-Insulated Ferrule per Spring Clamp	.22 - 2.5 mm ²
Main Circuit Capacity - 1 Insulated Ferrule per Spring Clamp	26 - 14 AWG
Main Circuit Capacity - 1 Flexible Conductor per Spring Clamp	.22 - 2.5 mm ²
Tool Size	3.5 mm[.138 in]
Product Depth	40.3 mm
Product Length	40.3 mm
Product Height	86.7 mm
Product Spacing	5.2 mm[.205 in]

Usage Conditions

Installation Temperature Range	-5 - 40 °C[23 - 104 °F]
Operating Temperature Range	-55 - 110 °C[-67 - 230 °F]

Industry Standards

IP Rating	IP20
UL Flammability Rating	UL 94V-0

Product Compliance

For compliance documentation, visit the product page on TE.com>

EU RoHS Directive 2011/65/EU	Compliant
EU ELV Directive 2000/53/EC	Compliant
China RoHS 2 Directive MIIT Order No 32, 2016	No Restricted Materials Above Threshold
EU REACH Regulation (EC) No. 1907/2006	Current ECHA Candidate List: JAN 2024 (240) Candidate List Declared Against: JAN 2024 (240) Does not contain REACH SVHC
Halogen Content	Low Halogen - Br, Cl, F, I < 900 ppm per homogenous material. Also BFR/CFR/PVC Free















Solder Process Capability

Not reviewed for solder process capability









Product Compliance Disclaimer

This information is provided based on reasonable inquiry of our suppliers and represents our current actual knowledge based on the information they provided. This information is subject to change. The part numbers that TE has identified as EU RoHS compliant have a maximum concentration of 0.1% by weight in homogenous materials for lead, hexavalent chromium, mercury, PBB, PBDE, DBP, BBP, DEHP, DIBP, and 0.01% for cadmium, or qualify for an exemption to these limits as defined in the Annexes of Directive 2011/65/EU (RoHS2). Finished electrical and electronic equipment products will be CE marked as required by Directive 2011/65/EU. Components may not be CE marked. Additionally, the part numbers that TE has identified as EU ELV compliant have a maximum concentration of 0.1% by weight in homogenous materials for lead, hexavalent chromium, and mercury, and 0.01% for cadmium, or qualify for an exemption to these limits as defined in the Annexes of Directive 2000/53/EC (ELV). Regarding the REACH Regulation, the information TE provides on SVHC in articles for this part number is based on the latest European Chemicals Agency (ECHA) 'Guidance on requirements for substances in articles' posted at this URL: <https://echa.europa.eu/guidance-documents/guidance-on-reach>




Compatible Parts

 <p>TE Part # 1SNK140000R0000 MC512</p>	 <p>TE Part # 1SNK140004R0000 MC512-YL</p>	 <p>TE Part # 1SNK705912R0000 EK2.5-4P</p>	 <p>TE Part # 1SNK900001R0000 BAM4</p>
 <p>TE Part # 1SNK900002R0000 BAZ1</p>	 <p>TE Part # 1SNK900107R0000 CS-R3</p>	 <p>TE Part # 1SNK900200R0000 TC5</p>	 <p>TE Part # 1SNK900203R0000 TP2</p>
 <p>TE Part # 1SNK900205R0000 TP4</p>	 <p>TE Part # 1SNK900606R0000 LH-J</p>	 <p>TE Part # 1SET111001R0000 WF003-08-GN</p>	 <p>TE Part # 1SET111002R0000 WF005-08-WH</p>



 TE Part # 1SET111003R0000 WF007-08-BL	 TE Part # 1SET111005R0000 WF010-08-RD	 TE Part # 1SET111007R0000 WF015-08-BK	 TE Part # 1SET111010R0000 WF025-08-GR
 TE Part # 1SET111026R0000 WF003-08-TR	 TE Part # 1SET111027R0000 WF007-08-GR	 TE Part # 1SET111029R0000 WF025-08-BL	 TE Part # 1SET112001R0000 WFD005-08-WH

Also in the Series | ENTRELEC SNK

 Modular Terminal Blocks(320)	 Terminal Block & Strip Conducting Accessories(67)	 Terminal Block & Strip Insulating Accessories(31)
---	--	--

Customers Also Bought

 TE Part # 1SNK705010R0000 ZK2.5	 TE Part # 1SNK705210R0000 ZK2.5-D2	 TE Part # 1SNK705910R0000 EK2.5	 TE Part # 1SNK705911R0000 EK2.5-3P
 TE Part # 1SNK905302R0000 JB5-2	 TE Part # 1SNK905303R0000 JB5-3	 TE Part # 1SNK905305R0000 JB5-5	 TE Part # 1SNK508418R0000 ZS10-SF



Documents

CAD Files

3D PDF

3D

Customer View Model

ENG_CVM_CVM_1SNK705152R0000_A.2d_dxf.zip

English

Customer View Model

ENG_CVM_CVM_1SNK705152R0000_A.3d_igs.zip

English

Customer View Model

ENG_CVM_CVM_1SNK705152R0000_A.3d_stp.zip

English

By downloading the CAD file I accept and agree to the [Terms and Conditions](#) of use.

Datasheets & Catalog Pages

ENTRELEC Terminal Block - Master Catalog

ENTRELEC Terminal Block - Master Catalog

English

ZK2.5-PE-4P

English

SNK SERIES TERMINAL BLOCKS

English

ENTRELEC Terminal Blocks Catalogue (RUS)

Essential Entrelec Terminal Blocks

French

Essential Entrelec Terminal Blocks

English

Essential Entrelec Terminal Blocks

Japanese

Agency Approvals

Bureau Veritas Marine and Offshore Certificate

English

1SNK705152R0000

Modular Terminal Blocks, Ground, PI-Spring Terminal Block, Green & Yellow, Product
Spacing .205 in [5.2 mm], 4 Position, DIN Rail, ENTRELEC SNK

