



Connectors > Terminal Blocks & Strips > Modular Terminal Blocks



Block Function: **Feed-Through**
Modular Terminal Block Product Type: **PI-Spring Terminal Block**
Primary Product Color: **Black**
Product Spacing: **5.2 mm [.205 in]**
Number of Positions: **3**

Features

Product Type Features

Modular Terminal Block Product Type	PI-Spring Terminal Block
-------------------------------------	--------------------------

Configuration Features

Gauge Type	A2 / 2.3 mm Dia.
Number of Levels	1
Number of Circuits	1
Block Function	Feed-Through
Number of Positions	3

Electrical Characteristics

Operating Voltage Rating (UL & CSA) (Max) - Main Circuit	600 V
Impulse Withstanding Voltage Rating (IEC)	8000 V
Voltage Rating (CSA)	600 V
Current Rating (CSA)	20 A
Power Loss	1 W
Dielectric Withstanding Voltage (Max)	2200 V



Short-Time Withstanding Current Rating @ 1s	300 A
Voltage Rating (IEC)	1000 V
Current Rating (UL)	20 A
Current Rating (IEC)	24 A

Body Features

Product Weight	7.4 g[.291 oz]
Primary Product Color	Black

Mechanical Attachment

DIN Rail Mounting Type	TH35-15, TH35-7.5
Connector Mounting Type	DIN Rail

Housing Features

Housing Material	Polyamide
------------------	-----------

Dimensions

Main Circuit Capacity - 1 Rigid Stranded Conductor per Spring Clamp	.2 - 4 mm²
Main Circuit Capacity - Twin Ferrule per Spring Clamp	.22 - .5 mm²
Wire Stripping Length	11 mm[.433 in]
Main Circuit Capacity - 1 Non-Insulated Ferrule per Spring Clamp	.22 - 2.5 mm²
Main Circuit Capacity - 1 Insulated Ferrule per Spring Clamp	26 - 14 AWG
Main Circuit Capacity - 1 Flexible Conductor per Spring Clamp	.22 - 2.5 mm²
Tool Size	3.5 mm[.138 in]
Product Depth	40.2 mm
Product Length	40.2 mm
Product Height	64.7 mm
Product Spacing	5.2 mm[.205 in]

Usage Conditions

Installation Temperature Range	-5 - 40 °C[23 - 104 °F]
Operating Temperature Range	-55 - 110 °C[-67 - 230 °F]

Industry Standards

IP Rating	IP20
UL Flammability Rating	UL 94V-0



Product Compliance


For compliance documentation, visit the product page on TE.com>

EU RoHS Directive 2011/65/EU	Compliant
EU ELV Directive 2000/53/EC	Compliant
China RoHS 2 Directive MIIT Order No 32, 2016	No Restricted Materials Above Threshold
EU REACH Regulation (EC) No. 1907/2006	Current ECHA Candidate List: JAN 2024 (240) Candidate List Declared Against: JAN 2024 (240) Does not contain REACH SVHC
Halogen Content	Low Halogen - Br, Cl, F, I < 900 ppm per homogenous material. Also BFR/CFR/PVC Free
Solder Process Capability	Not reviewed for solder process capability


Product Compliance Disclaimer

This information is provided based on reasonable inquiry of our suppliers and represents our current actual knowledge based on the information they provided. This information is subject to change. The part numbers that TE has identified as EU RoHS compliant have a maximum concentration of 0.1% by weight in homogenous materials for lead, hexavalent chromium, mercury, PBB, PBDE, DBP, BBP, DEHP, DIBP, and 0.01% for cadmium, or qualify for an exemption to these limits as defined in the Annexes of Directive 2011/65/EU (RoHS2). Finished electrical and electronic equipment products will be CE marked as required by Directive 2011/65/EU. Components may not be CE marked. Additionally, the part numbers that TE has identified as EU ELV compliant have a maximum concentration of 0.1% by weight in homogenous materials for lead, hexavalent chromium, and mercury, and 0.01% for cadmium, or qualify for an exemption to these limits as defined in the Annexes of Directive 2000/53/EC (ELV). Regarding the REACH Regulation, the information TE provides on SVHC in articles for this part number is based on the latest European Chemicals Agency (ECHA) 'Guidance on requirements for substances in articles' posted at this URL: <https://echa.europa.eu/guidance-documents/guidance-on-reach>


Compatible Parts




TE Part # 1SNK140000R0000
MC512



TE Part # 1SNK140004R0000
MC512-YL















TE Part # 1SNK705911R0000
EK2.5-3P






TE Part # 1SNK900001R0000
BAM4



 <p>TE Part # 1SNK900002R0000 BAZ1</p>	 <p>TE Part # 1SNK900107R0000 CS-R3</p>	 <p>TE Part # 1SNK900200R0000 TC5</p>	 <p>TE Part # 1SNK900203R0000 TP2</p>
 <p>TE Part # 1SNK900205R0000 TP4</p>	 <p>TE Part # 1SNK900403R0000 PG5-R2</p>	 <p>TE Part # 1SNK900606R0000 LH-J</p>	 <p>TE Part # 1SNK905302R0000 JB5-2</p>
 <p>TE Part # 1SNK905303R0000 JB5-3</p>	 <p>TE Part # 1SNK905305R0000 JB5-5</p>	 <p>TE Part # 1SNA164800R0300 PR3.G2</p>	 <p>TE Part # 1SNA168500R1200 PR4</p>
 <p>TE Part # 1SNA168700R2200 PR5</p>	 <p>TE Part # 1SNA173220R0500 PR30</p>	 <p>TE Part # 1SNA174300R1700 PR3.Z2</p>	 <p>TE Part # 1SNA178529R0400 PR50</p>

Also in the Series | ENTRELEC SNK

 <p>Modular Terminal Blocks(320)</p>	 <p>Terminal Block & Strip Conducting Accessories(67)</p>	 <p>Terminal Block & Strip Insulating Accessories(31)</p>
---	---	--

Customers Also Bought



Documents

CAD Files

3D PDF

3D

Customer View Model

ENG_CVM_CVM_1SNK705073R0000_A.2d_dxf.zip

English

Customer View Model

ENG_CVM_CVM_1SNK705073R0000_A.3d_igs.zip

English

Customer View Model

ENG_CVM_CVM_1SNK705073R0000_A.3d_stp.zip

English

By downloading the CAD file I accept and agree to the [Terms and Conditions](#) of use.

Datasheets & Catalog Pages

ENTRELEC Terminal Block - Master Catalog

ENTRELEC Terminal Block - Master Catalog

English

ZK2.5-3P-BK

English

SNK SERIES TERMINAL BLOCKS

English

ENTRELEC Terminal Blocks Catalogue (RUS)

Agency Approvals

Bureau Veritas Marine and Offshore Certificate

1SNK705073R0000

Modular Terminal Blocks, Feed-Through, PI-Spring Terminal Block, Black, Product
Spacing .205 in [5.2 mm], 3 Position, DIN Rail, ENTRELEC SNK



English