




Connectors > Terminal Blocks & Strips > Modular Terminal Blocks



Block Function: **Fuse**

Modular Terminal Block Product Type: **Screw Clamp Terminal Block**

Primary Product Color: **Gray & Dark Gray**

Product Spacing: **8 mm [.315 in]**

Number of Positions: **2**

Features

Product Type Features

Modular Terminal Block Product Type	Screw Clamp Terminal Block
-------------------------------------	----------------------------

Configuration Features

Gauge Type	A3-B3
Number of Levels	1
Number of Circuits	1
Block Function	Fuse
Number of Positions	2

Electrical Characteristics

Impulse Withstanding Voltage Rating (IEC)	8000 V
Current Rating (CSA)	6.3 A
Voltage Rating (IEC)	630 V
Operating Voltage Rating (UL & CSA) (Max) - Main Circuit	300 V
Voltage Rating (CSA)	300 V
Dielectric Withstanding Voltage (Max)	2200 V



Current Rating (UL)	10 A
Current Rating (IEC)	6.3 A

Body Features

Product Weight	13.3 g[.524 oz]
Primary Product Color	Gray & Dark Gray

Mechanical Attachment

DIN Rail Mounting Type	TH35-15, TH35-7.5
Connector Mounting Type	DIN Rail

Housing Features

Housing Material	Polyamide
------------------	-----------

Dimensions

Main Circuit Capacity - Twin Ferrule per Screw Clamp	24 – 14 AWG
Main Circuit Capacity - 1 Flexible Conductor per Screw Clamp	24 – 10 AWG
Main Circuit Capacity - 1 Non-Insulated Ferrule per Screw Clamp	.22 – 4 mm²
Main Circuit Capacity - 1 Insulated Ferrule per Screw Clamp	24 – 12 AWG
Main Circuit Capacity - 2 Flexible Conductors per Screw Clamp	.2 – 2.5 mm²
Main Circuit Capacity - 1 Rigid Stranded Conductor per Screw Clamp	24 – 10 AWG
Wire Stripping Length	11 mm[.433 in]
Main Circuit Capacity - 2 Rigid Stranded Conductors per Screw Clamp	.2 – 2.5 mm²
Tool Size	3.5 mm[.138 in]
Product Depth	45.6 mm
Product Length	45.6 mm[1.8 in]
Product Height	59.7 mm
Product Spacing	8 mm[.315 in]

Usage Conditions

Installation Temperature Range	-5 – 40 °C[23 – 104 °F]
Operating Temperature Range	-55 – 110 °C[-67 – 230 °F]

Industry Standards

IP Rating	IP20
UL Flammability Rating	UL 94V-0



Product Compliance





For compliance documentation, visit the product page on TE.com>

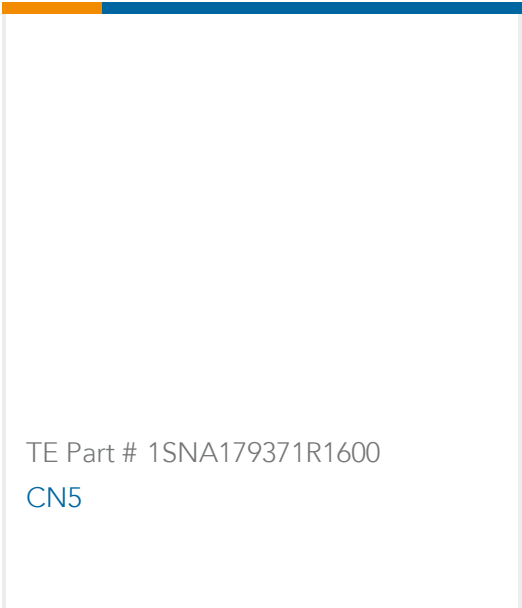
EU RoHS Directive 2011/65/EU	Compliant
EU ELV Directive 2000/53/EC	Compliant
China RoHS 2 Directive MIIT Order No 32, 2016	No Restricted Materials Above Threshold
EU REACH Regulation (EC) No. 1907/2006	Current ECHA Candidate List: JAN 2024 (240) Candidate List Declared Against: JAN 2024 (240) Does not contain REACH SVHC
Halogen Content	Low Halogen - Br, Cl, F, I < 900 ppm per homogenous material. Also BFR/CFR/PVC Free
Solder Process Capability	Not reviewed for solder process capability

Product Compliance Disclaimer

This information is provided based on reasonable inquiry of our suppliers and represents our current actual knowledge based on the information they provided. This information is subject to change. The part numbers that TE has identified as EU RoHS compliant have a maximum concentration of 0.1% by weight in homogenous materials for lead, hexavalent chromium, mercury, PBB, PBDE, DBP, BBP, DEHP, DIBP, and 0.01% for cadmium, or qualify for an exemption to these limits as defined in the Annexes of Directive 2011/65/EU (RoHS2). Finished electrical and electronic equipment products will be CE marked as required by Directive 2011/65/EU. Components may not be CE marked. Additionally, the part numbers that TE has identified as EU ELV compliant have a maximum concentration of 0.1% by weight in homogenous materials for lead, hexavalent chromium, and mercury, and 0.01% for cadmium, or qualify for an exemption to these limits as defined in the Annexes of Directive 2000/53/EC (ELV). Regarding the REACH Regulation, the information TE provides on SVHC in articles for this part number is based on the latest European Chemicals Agency (ECHA) ‘Guidance on requirements for substances in articles’ posted at this URL: <https://echa.europa.eu/guidance-documents/guidance-on-reach>


Compatible Parts

 TE Part # 1SNA173523R1100 PC81-10	 TE Part # 1SNA168672R1100 TGA8	 TE Part # 1SNA168673R1200 TGA8	 TE Part # 1SNA168674R1300 TGA8
---	--	---	--



TE Part # 1SNA179371R1600
CN5

Also in the Series | ENTRELEC SNK



Modular Terminal Blocks(320)



Terminal Block & Strip Conducting
Accessories(67)



Terminal Block & Strip Insulating
Accessories(31)

Customers Also Bought



TE Part #2-520081-2
ULTRAFAST 110 ASSY REC 22-18
TPBR LP



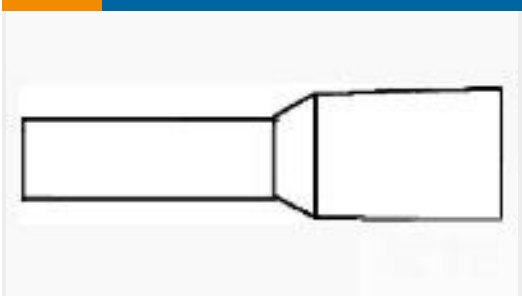
TE Part #31425
TERMINAL,BUDG R 26-22 2



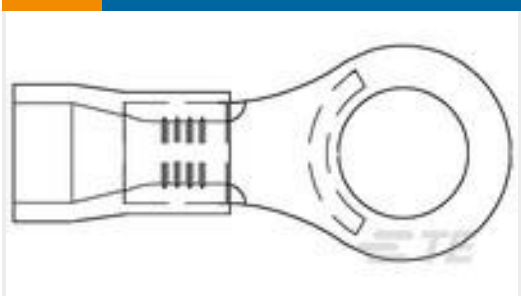
TE Part #34892
TERMINAL,BUDG R 12-10 6




TE Part #36467
SOLIS R 22-16 COMM 22-18 MIL 4



TE Part #966066-2
FER,WIRE,PL SLV,.25/24,L8,LIGHT-
BLUE,LP



TE Part #130098
TERM PLASTI-GRIP



TE Part #1SNK505063R0000
ZS4-PR



TE Part #53073
TERMINAL,PIDG R 26-24 6



TE Part #1SNK165011R0000
MC812PA 1->100 Horizontal



TE Part #PA9-12
Panel,Fixed,NF 900-928MHz,12dBi



Documents

CAD Files

3D PDF

3D

Customer View Model

ENG_CVM_CVM_1SNK508430R0000_A.2d_dxf.zip

English

Customer View Model

ENG_CVM_CVM_1SNK508430R0000_A.3d_igs.zip

English

Customer View Model

ENG_CVM_CVM_1SNK508430R0000_A.3d_stp.zip

English

By downloading the CAD file I accept and agree to the [Terms and Conditions](#) of use.

Datasheets & Catalog Pages

ENTRELEC Terminal Block - Master Catalog

ENTRELEC Terminal Block - Master Catalog

English

ZS4-SF1-OR

English

SNK SERIES TERMINAL BLOCKS

English