



Connectors > Terminal Blocks & Strips > Modular Terminal Blocks



Block Function: **Fuse**

Modular Terminal Block Product Type: **Screw Clamp Terminal Block**

Primary Product Color: **Gray & Dark Gray**

Product Spacing: **8 mm [.315 in]**

Number of Positions: **2**

Features

Product Type Features

Modular Terminal Block Product Type	Screw Clamp Terminal Block
-------------------------------------	----------------------------

Configuration Features

Gauge Type	A5-B5
Number of Levels	1
Number of Circuits	1
Block Function	Fuse
Number of Positions	2

Electrical Characteristics

Impulse Withstanding Voltage Rating (IEC)	6000 V
Current Rating (CSA)	22 A
Voltage Rating (IEC)	630 V
Operating Voltage Rating (UL & CSA) (Max) - Main Circuit	600 V
Voltage Rating (CSA)	600 V
Dielectric Withstanding Voltage (Max)	2000 V



Current Rating (UL)	22 A
Current Rating (IEC)	10 A

Body Features

Product Weight	30.5 g[1.256 oz]
Primary Product Color	Gray & Dark Gray

Mechanical Attachment

DIN Rail Mounting Type	TH35-15, TH35-7.5
Connector Mounting Type	DIN Rail

Housing Features

Housing Material	Polyamide
------------------	-----------

Dimensions

Main Circuit Capacity - Twin Ferrule per Screw Clamp	20 - 12 AWG
Main Circuit Capacity - 1 Flexible Conductor per Screw Clamp	24 - 6 AWG
Main Circuit Capacity - 1 Non-Insulated Ferrule per Screw Clamp	.5 - 10 mm ²
Main Circuit Capacity - 1 Insulated Ferrule per Screw Clamp	24 - 10 AWG
Main Circuit Capacity - 2 Flexible Conductors per Screw Clamp	.5 - 4 mm ²
Main Circuit Capacity - 1 Rigid Stranded Conductor per Screw Clamp	24 - 6 AWG
Wire Stripping Length	13 mm[.512 in]
Main Circuit Capacity - 2 Rigid Stranded Conductors per Screw Clamp	.5 - 4 mm ²
Tool Size	4 mm[.157 in]
Product Depth	76.3 mm
Product Length	76.3 mm[3 in]
Product Height	74.3 mm
Product Spacing	8 mm[.315 in]

Usage Conditions

Installation Temperature Range	-5 - 40 °C[23 - 104 °F]
Operating Temperature Range	-55 - 110 °C[-67 - 230 °F]

Industry Standards

IP Rating	IP20
UL Flammability Rating	UL 94V-0



Product Compliance


For compliance documentation, visit the product page on TE.com>

EU RoHS Directive 2011/65/EU	Compliant
EU ELV Directive 2000/53/EC	Compliant
China RoHS 2 Directive MIIT Order No 32, 2016	No Restricted Materials Above Threshold
EU REACH Regulation (EC) No. 1907/2006	Current ECHA Candidate List: JAN 2024 (240) Candidate List Declared Against: JUNE 2022 (224) Does not contain REACH SVHC
Halogen Content	Low Halogen - Br, Cl, F, I < 900 ppm per homogenous material. Also BFR/CFR/PVC Free
Solder Process Capability	Not reviewed for solder process capability


Product Compliance Disclaimer

This information is provided based on reasonable inquiry of our suppliers and represents our current actual knowledge based on the information they provided. This information is subject to change. The part numbers that TE has identified as EU RoHS compliant have a maximum concentration of 0.1% by weight in homogenous materials for lead, hexavalent chromium, mercury, PBB, PBDE, DBP, BBP, DEHP, DIBP, and 0.01% for cadmium, or qualify for an exemption to these limits as defined in the Annexes of Directive 2011/65/EU (RoHS2). Finished electrical and electronic equipment products will be CE marked as required by Directive 2011/65/EU. Components may not be CE marked. Additionally, the part numbers that TE has identified as EU ELV compliant have a maximum concentration of 0.1% by weight in homogenous materials for lead, hexavalent chromium, and mercury, and 0.01% for cadmium, or qualify for an exemption to these limits as defined in the Annexes of Directive 2000/53/EC (ELV). Regarding the REACH Regulation, the information TE provides on SVHC in articles for this part number is based on the latest European Chemicals Agency (ECHA) 'Guidance on requirements for substances in articles' posted at this URL: <https://echa.europa.eu/guidance-documents/guidance-on-reach>


Compatible Parts




TE Part # 1SNK160000R0000
MC812



TE Part # 1SNK900001R0000
BAM4



TE Part # 1SNK900002R0000
BAZ1



TE Part # 1SNK900104R0000
ES-TC8





TE Part # 1SNK900200R0000

TC5



TE Part # 1SNK900203R0000

TP2



TE Part # 1SNK900205R0000

TP4



TE Part # 1SNK908302R0000

JB8-2



TE Part # 1SNK908303R0000

JB8-3



TE Part # 1SNK169999R0000

MC812PA



TE Part # 1SNK900201R0000

TC5-R1



TE Part # 1SNK900611R0000

UMH



TE Part # 1SNK908304R0000

JB8-4



TE Part # 1SNK908305R0000

JB8-5




TE Part # 1SNK908310R0000

JB8-10

Also in the Series | ENTRELEC SNK



Modular Terminal Blocks(320)



Terminal Block & Strip Conducting Accessories(67)



Terminal Block & Strip Insulating Accessories(31)

Customers Also Bought



TE Part # 9-2176070-7

SMD Power Resistor: 2 Watt, 3521 Series



TE Part # 1-1614885-6

CPF 0805 330K 0.1% 25PPM 1K RL



TE Part # 7-1624113-0

3650 0805 1.8uH 5% 2K RL



TE Part # 3-2176389-8

RQ 1206 261R 0.1% 10PPM 5K RL



Documents

CAD Files

3D PDF

3D

Customer View Model

ENG_CVM_CVM_1SNK508422R0000_A1.3d_igs.zip

English

Customer View Model

ENG_CVM_CVM_1SNK508422R0000_A1.2d_dxf.zip

English

Customer View Model

ENG_CVM_CVM_1SNK508422R0000_A1.3d_stp.zip

English

By downloading the CAD file I accept and agree to the [Terms and Conditions](#) of use.

Datasheets & Catalog Pages

ENTRELEC Terminal Block - Master Catalog

ENTRELEC Terminal Block - Master Catalog

English

ZS10-SF-R3

English

SNK SERIES TERMINAL BLOCKS

English

ENTRELEC Terminal Blocks Catalogue (RUS)