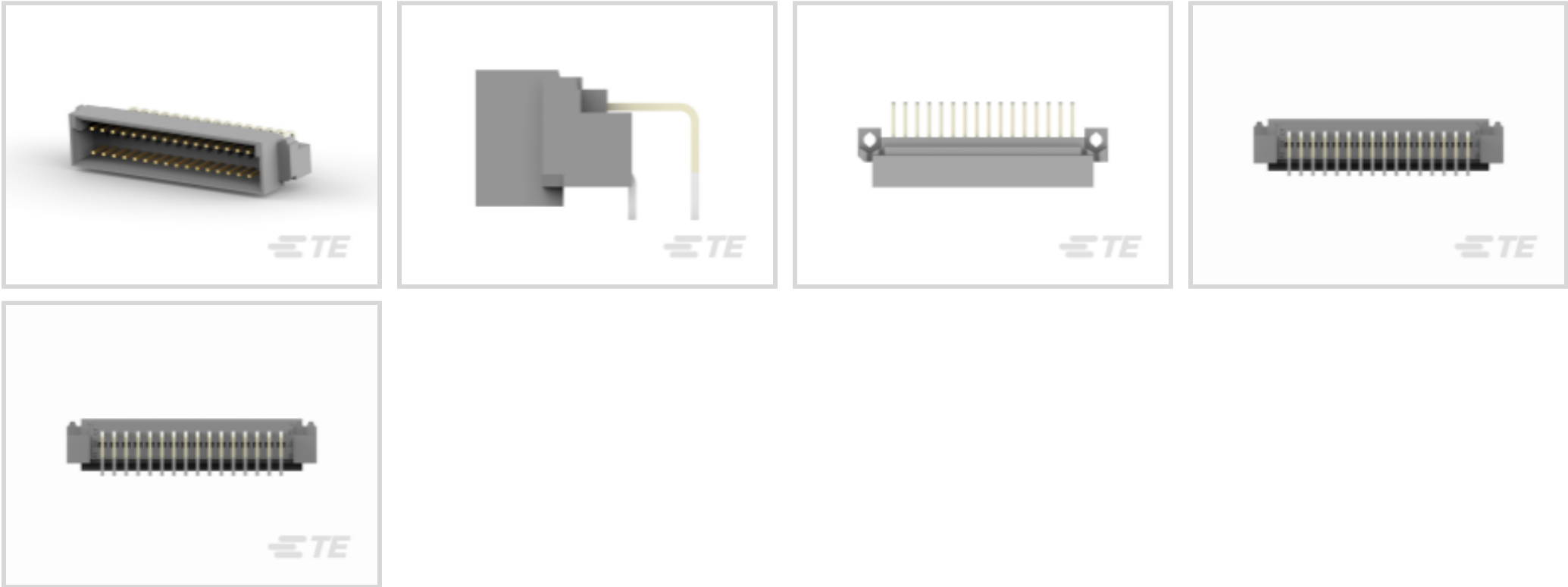




Connectors > PCB Connectors > Card Edge Connectors > Standard Edge Connectors



Connector System: **Board-to-Board**

Number of Positions: **32**

Centerline (Pitch): **2.54 mm [ .1 in ]**

Number of Rows: **2**

Primary Product Color: **Gray**

Features

Product Type Features

Connector System	Board-to-Board
Connector & Housing Type	Plug
Connector & Contact Terminates To	Printed Circuit Board

Configuration Features

Number of Positions	32
Number of Rows	2
Connector Contact Load Condition	Selectively Loaded
PCB Mount Orientation	Right Angle

Body Features

Primary Product Color	Gray
-----------------------	------

Contact Features

Contact Current Rating (Max)	3 A
------------------------------	-----

Mechanical Attachment

--



Connector Mounting Type	Board Mount
-------------------------	-------------

Housing Features

Centerline (Pitch)	2.54 mm[.1 in]
Housing Material	Glass-Filled Polyester

Dimensions

Row-to-Row Spacing	2.54 mm[.1 in]
--------------------	----------------

Usage Conditions

Operating Temperature Range	-55 - 105 °C[-67 - 221 °F]
-----------------------------	----------------------------

Operation/Application

Circuit Application	Signal
---------------------	--------

Product Compliance

For compliance documentation, visit the product page on TE.com>

EU RoHS Directive 2011/65/EU	Compliant
EU ELV Directive 2000/53/EC	Compliant
China RoHS 2 Directive MIIT Order No 32, 2016	No Restricted Materials Above Threshold
EU REACH Regulation (EC) No. 1907/2006	Current ECHA Candidate List: JAN 2024 (240) Candidate List Declared Against: JAN 2024 (240) Does not contain REACH SVHC
Halogen Content	Low Halogen - Br, Cl, F, I < 900 ppm per homogenous material. Also BFR/CFR/PVC Free
Solder Process Capability	Reflow solder capable to 260°C

Product Compliance Disclaimer

This information is provided based on reasonable inquiry of our suppliers and represents our current actual knowledge based on the information they provided. This information is subject to change. The part numbers that TE has identified as EU RoHS compliant have a maximum concentration of 0.1% by weight in homogenous materials for lead, hexavalent chromium, mercury, PBB, PBDE, DBP, BBP, DEHP, DIBP, and 0.01% for cadmium, or qualify for an exemption to these limits as defined in the Annexes of Directive 2011/65/EU (RoHS2). Finished electrical and electronic equipment products will be CE marked as required by Directive 2011/65/EU. Components may not be CE marked. Additionally, the part numbers that TE has identified as EU ELV compliant have a maximum concentration of 0.1% by weight in homogenous materials for lead, hexavalent chromium, and mercury, and 0.01% for cadmium, or qualify for an exemption to these limits as defined in the Annexes of Directive 2000/53/EC (ELV). Regarding the REACH Regulation, the information TE provides on SVHC in articles for this part number is based on the latest European Chemicals Agency (ECHA) 'Guidance on requirements for substances in articles' posted at this URL: <https://echa.europa.eu/guidance-documents/guidance-on-reach>

Compatible Parts




TE Part # 5650459-5  
ASSEMBLY, RECEPTACLE, EURO, TYPE R

Also in the Series | Eurocard Type R



Eurocard Connectors(81)



Standard Edge Connectors(1)

Customers Also Bought



TE Part # 5499922-1  
A/L UNIV HDR 10P VERT LG LAT



TE Part # 1622820-6  
3520 12R 5%



TE Part # 499252-5  
010 STRAIN RELIEF A-L RCPT



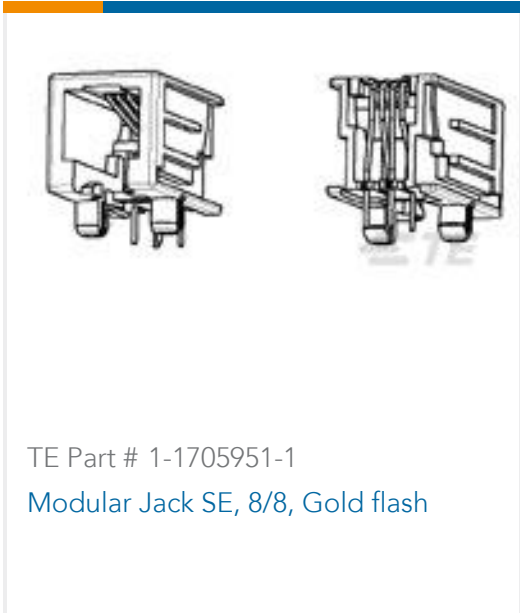
TE Part # 5650945-5  
ASSY, PIN, EUROCARD, TYPE C, LEAD-



TE Part # 5205730-1  
CLAMSHELL ASY SIZE 2



TE Part # 1658525-9  
622-2053LF, PCB IDC, LEAD FREE



TE Part # 1-1705951-1  
Modular Jack SE, 8/8, Gold flash



TE Part # 5103308-5  
A/L LOW PRO HDR 20P VERT BLACK



TE Part # 770086-1  
06P .093 COMM P&S RECPT HSG



TE Part # 1623257-1  
CRG0805 1% 5K1



Documents

Product Drawings

ASSY,PIN,EUROCARD,TYPE C/2,LEA

English

ASSY,PIN,EUROCARD,TYPE C/2,LEA

English

CAD Files

Customer View Model

ENG\_CVM\_CVM\_5650946-5\_O.2d\_dxf.zip

English

3D PDF

3D

Customer View Model

ENG\_CVM\_CVM\_5650946-5\_O.3d\_igs.zip

English

Customer View Model

ENG\_CVM\_CVM\_5650946-5\_O.3d\_stp.zip

English

By downloading the CAD file I accept and agree to the [Terms and Conditions](#) of use.

Product Specifications

Application Specification

English