



Connectors > D-Shaped Connectors > D-Sub Connectors > Box Mount D-Sub Connectors



Connector & Housing Type: **Plug**
Connector System: **Cable-to-Cable**
Number of Positions: **25**
Power/Signal/Coax Combination: **No**
Connector Shell Size: **3**

Features

Product Type Features

Connector & Housing Type	Plug
Connector System	Cable-to-Cable
Connector Shell Size	3
Sealable	No
Connector & Contact Terminates To	Wire & Cable

Configuration Features

Number of Positions	25
Power/Signal/Coax Combination	No

Body Features

Rear Shell Material	Brass
Rear Shell Plating Material	Gold
Front Shell Plating Material	Gold
Mating Retention Feature Material	Copper Alloy
Front Shell Material	Brass

Contact Features

Contact Options	Order Separately
	100 - 150 μin
Contact Mating Area Plating Material	Gold



Contact Base Material	Copper
Contact Type	Pin
Contact Size	Size 20
Contact Current Rating (Max)	7.5 A

Termination Features

Termination Method to Wire & Cable	Crimp
------------------------------------	-------

Mechanical Attachment

Mounting Hole Diameter	3.05 mm[.12 in]
Connector Mounting Type	Panel Mount & Board Mount
Mating Alignment	Without

Housing Features

Centerline (Pitch)	2.77 mm[.109 in]
--------------------	------------------

Usage Conditions

Operating Temperature Range	-55 - 125 °C[-67 - 257 °F]
-----------------------------	----------------------------

Operation/Application

Circuit Application	Signal
---------------------	--------

Packaging Features

Packaging Method	Package
------------------	---------

Product Compliance

For compliance documentation, visit the product page on TE.com>

EU RoHS Directive 2011/65/EU	Compliant
EU ELV Directive 2000/53/EC	Compliant with Exemptions
China RoHS 2 Directive MIIT Order No 32, 2016	No Restricted Materials Above Threshold
EU REACH Regulation (EC) No. 1907/2006	Current ECHA Candidate List: JAN 2024 (240) Candidate List Declared Against: JAN 2024 (240) Does not contain REACH SVHC
Halogen Content	Not Low Halogen - contains Br or Cl > 900 ppm.
Solder Process Capability	Wave solder capable to 265°C

Product Compliance Disclaimer



This information is provided based on reasonable inquiry of our suppliers and represents our current actual knowledge based on the information they provided. This information is subject to change. The part numbers that TE has identified as EU RoHS compliant have a maximum concentration of 0.1% by weight in homogenous materials for lead, hexavalent chromium, mercury, PBB, PBDE, DBP, BBP, DEHP, DIBP, and 0.01% for cadmium, or qualify for an exemption to these limits as defined in the Annexes of Directive 2011/65/EU (RoHS2). Finished electrical and electronic equipment products will be CE marked as required by Directive 2011/65/EU. Components may not be CE marked. Additionally, the part numbers that TE has identified as EU ELV compliant have a maximum concentration of 0.1% by weight in homogenous materials for lead, hexavalent chromium, and mercury, and 0.01% for cadmium, or qualify for an exemption to these limits as defined in the Annexes of Directive 2000/53/EC (ELV). Regarding the REACH Regulation, the information TE provides on SVHC in articles for this part number is based on the latest European Chemicals Agency (ECHA) 'Guidance on requirements for substances in articles' posted at this URL: <https://echa.europa.eu/guidance-documents/guidance-on-reach>

Compatible Parts

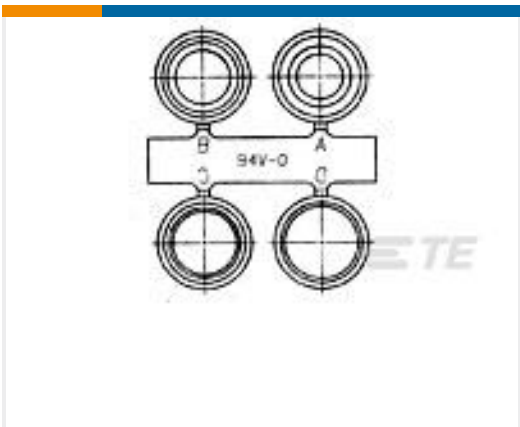


TE Part # 205089-4
HD 20 PIN CONTACT, NON-MAG



TE Part # 91067-2
INSERTION/EXTRACTION TOOL

Customers Also Bought



TE Part # 747973-1
GROMMET ASSORTMENT, SZ 3,4 & 5



TE Part # 9-50427-1
FERRULE, THICK WALL, LEAD FREE



TE Part # 206798-2
PLG ASSY, 15 POS, AMPLIMITE



TE Part # 5748536-1
KIT, RCPT, 9P, HDP-20, SHLD HDWRE



TE Part # 206500-4
PLUG ASSY, 26 POSN, AMPLIMITE




TE Part # 206502-4
PLUG ASSY, 62 POSN, AMPLIMITE




TE Part # 206063-4
PLUG ASSY, 44 POSN, AMPLIMITE



TE Part # 206803-2
AMPLIMITE RECEPT ASY, 37 POS



TE Part # 206802-2
[PLUG ASSY,37 POSN,AMPLIMITE](#)



TE Part # 206499-4
[RECEPT ASSY,SZ 1,AMPLIMITE](#)

Documents

Product Drawings

[PLG ASSY,25 POS,AMPLIMITE](#)

English

CAD Files

[3D PDF](#)

3D

Customer View Model

[ENG_CVM_CVM_206800-2_AC.2d_dxf.zip](#)

English

Customer View Model

[ENG_CVM_CVM_206800-2_AC.3d_igs.zip](#)

English

Customer View Model

[ENG_CVM_CVM_206800-2_AC.3d_stp.zip](#)

English

By downloading the CAD file I accept and agree to the [Terms and Conditions](#) of use.