THE INFORMATION CONTAINED IN THIS DRAWING IS THE SOLE PROPERTY OF L-COM, INC. ANY REPRODUCTIONS IN PART OR WHOLE WITHOUT THE WRITTEN PERMISSION OF L-COM, INC. IS PROHIBITED.

REVISIONS

| REV | DESCRIPTION | DATE | CHANGED BY |
|---|---|---|---|
| A | DRAWING REPLACES DGF25NF-OD1 | 9/18/14 | D.FRISIELLO |

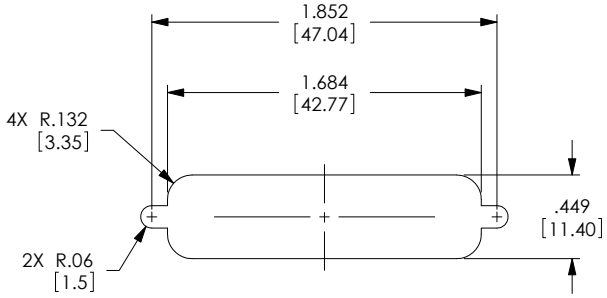


RECOMMENDED
PANEL OPENING

MAX PANEL THICKNESS: 0.06"

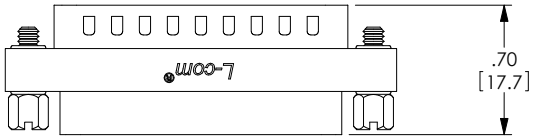


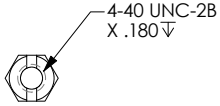


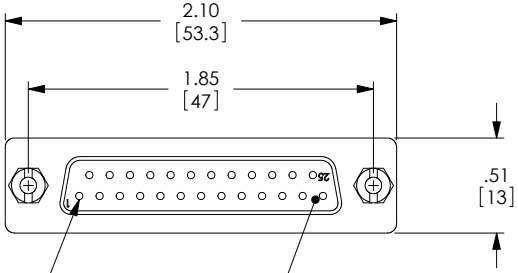


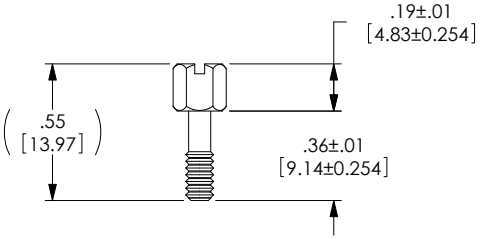


JACKSCREW
SPECIFICATION

SPECIFICATIONS;

MATERIALS;
SHELL: COLD ROLLED STEEL
CONTACTS: BRASS
INSULATOR: PBT UL94-V0 RATED

FINISH;
SHELL: TIN PLATED
CONTACT: GOLD FLASH

ELECTRICAL;
CONTACT CURRENT RATING: 1.0 AMP
VOLTAGE RATING: 150 VAC (MAX)
INSULATION RESISTANCE: 5000 MΩ @500 VDC
CONTACT RESISTANCE: 15 mΩ (MAX).

ENVIRONMENTAL;
OPERATING TEMPERATURE RANGE: -55°C TO 105°C

APPLICATION NOTES:
ALL- METAL HOUSING PROVIDES 100% SHIELDING

LABELING:
PANTONE 2945 BLUE. "L-COM" FONT MyriaMM ITALIC.
"EMI FILTER" FONT ARIAL BOLD, TEXT HEIGHTS; .085"
TEXT COLOR; WHITE.

NOTES:

1. ADAPTER SHALL BE TESTED FOR CONTINUITY.

2. ADAPTER SHALL BE INDIVIDUALLY PACKAGED IN ACCORDANCE WITH L-COM SPECIFICATION PS-0031.

**REGULATORY COMPLIANCE:**
CE2011/65/EU(RoHS DIRECTIVE)

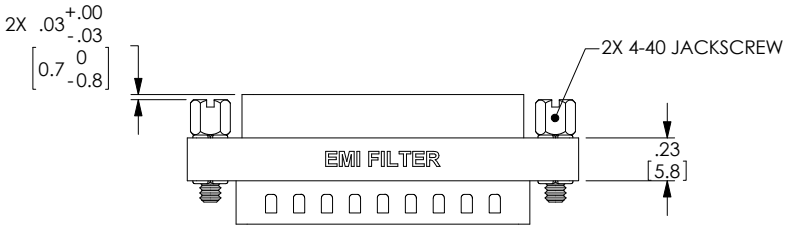


ALL PINS CONNECTED STRAIGHT THROUGH FERRITE BLOCK AS SHOWN BELOW.

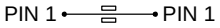


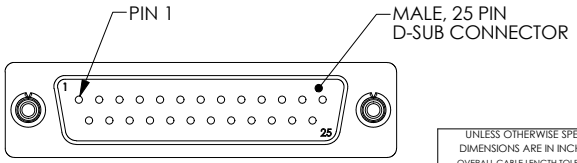


UNLESS OTHERWISE SPECIFIED,
DIMENSIONS ARE IN INCHES [mm]
OVERALL CABLE LENGTH TOLERANCE:
≤12 [305] = +1 [25] / -0
>12 [305] ≤60 [1524] = +2[51] / -0
>60 [1524] ≤120 [3048] = +4 [102] / -0
>120 [3048] ≤300 [7620] = +6 [152] / -0
>300 [7620] = +5% / -0%
ALL OTHER DIMENSIONAL TOLERANCES:
.X = ±.2 [5.08]
.XX = ±.02 [.51]
.XXX = ±.005 [.13]
PROJECTION

| APPROVALS | DATE |
|---|---|
| DRAWN BY R.CARRICK | 09/28/2002 |
| CHECKED BY T.CLARK | 09/28/2002 |
| APPROVED BY D.PARHAM | 09/28/2002 |

CONFIGURATION DETAILS OF UNDIMENSIONED FEATURES MAY VARY

COLOR VARIATIONS MAY OCCUR

L-COM Global Connectivity
45 BEECHWOOD DRIVE
NORTH ANDOVER, MA
01845

CATEGORY: D-SUBMINIATURE

PRODUCT DESCRIPTION: EMI FILTER, DB25 MALE / FEMALE

| SIZE | FSCM NO. | DWG. NO. | REV. |
|---|---|---|---|
| B | 43321 | DGF25MF | A |

SCALE: 2:1 | CAD FILE: DGF25MF.SLDDRW | SHEET 1 OF 1