




Connectors > Connector Accessories > Connector Strain Relief



Strain Relief Accessory Type: **Split Ring Ferrule**

Compatible With Connector Shell Size: 1

Shielded: **Yes**

Packaging Method: **Package**

Packaging Quantity: 1

Features

Product Type Features

| | |
|------------------------------|--------------------|
| Strain Relief Accessory Type | Split Ring Ferrule |
|------------------------------|--------------------|

Operation/Application

| | |
|--------------------------------------|-----|
| Compatible With Connector Shell Size | 1 |
| Shielded | Yes |

Packaging Features

| | |
|--------------------|---------|
| Packaging Method | Package |
| Packaging Quantity | 1 |

Product Compliance

[For compliance documentation, visit the product page on TE.com>](#)

| | |
|---|---|
| EU RoHS Directive 2011/65/EU | Compliant |
| EU ELV Directive 2000/53/EC | Compliant |
| China RoHS 2 Directive MIIT Order No 32, 2016 | No Restricted Materials Above Threshold |
| EU REACH Regulation (EC) No. 1907/2006 | Current ECHA Candidate List: JAN 2024 (240) |

Candidate List Declared Against: JAN 2024
(240)

Does not contain REACH SVHC

Halogen Content

Low Halogen - Br, Cl, F, I < 900 ppm per homogenous material. Also BFR/CFR/PVC Free

Solder Process Capability

Not applicable for solder process capability




Product Compliance Disclaimer

This information is provided based on reasonable inquiry of our suppliers and represents our current actual knowledge based on the information they provided. This information is subject to change. The part numbers that TE has identified as EU RoHS compliant have a maximum concentration of 0.1% by weight in homogenous materials for lead, hexavalent chromium, mercury, PBB, PBDE, DBP, BBP, DEHP, DIBP, and 0.01% for cadmium, or qualify for an exemption to these limits as defined in the Annexes of Directive 2011/65/EU (RoHS2). Finished electrical and electronic equipment products will be CE marked as required by Directive 2011/65/EU. Components may not be CE marked. Additionally, the part numbers that TE has identified as EU ELV compliant have a maximum concentration of 0.1% by weight in homogenous materials for lead, hexavalent chromium, and mercury, and 0.01% for cadmium, or qualify for an exemption to these limits as defined in the Annexes of Directive 2000/53/EC (ELV). Regarding the REACH Regulation, the information TE provides on SVHC in articles for this part number is based on the latest European Chemicals Agency (ECHA) 'Guidance on requirements for substances in articles' posted at this URL: <https://echa.europa.eu/guidance-documents/guidance-on-reach>

Compatible Parts



Also in the Series | AMPLIMITE Kit




Customers Also Bought




TE Part # 322985
TERMINAL,PIDG SPD 12-10 6




TE Part # 5748676-3
DIE CAST CBL CLMP KIT,SZ 3



TE Part # 5745171-2
SIZE 1 ASSY KIT .200



TE Part # 5745172-3
SIZE 2 ASSY KIT CBL CLAMP




TE Part # 5745854-5
CABLE CLAMP KIT,SZ 1




TE Part # 745508-8
FERRULE SPLIT RING, HD



TE Part # 786585-3
50SR SCREWLOCK KIT,BULK,FEMAL



TE Part # 080745J001
V2-1.0-0-SP-SM



TE Part # G-MRCCO-050
2MM PITCH AMR POSITION SENSOR
KMXP



TE Part # NB16934001
VERSAFIT-3/64-0-SP

Documents

Product Drawings

FERRULE SPLIT RING, HD

English

CAD Files

Customer View Model

[ENG_CVM_CVM_745508-2_B.2d_dxf.zip](#)

English

3D PDF

3D

Customer View Model

[ENG_CVM_CVM_745508-2_B.3d_igs.zip](#)

English

Customer View Model

[ENG_CVM_CVM_745508-2_B.3d_stp.zip](#)

English

By downloading the CAD file I accept and agree to the [Terms and Conditions](#) of use.

Datasheets & Catalog Pages



[AMPLIMITE Subminiature D Connectors - Cable Connectors](#)

English

[AMPLIMITE Cable Connectors and Shielding Hardware Kits QRG](#)

English

[Instruction Sheets](#)

[Instruction Sheet \(U.S.\)](#)

English