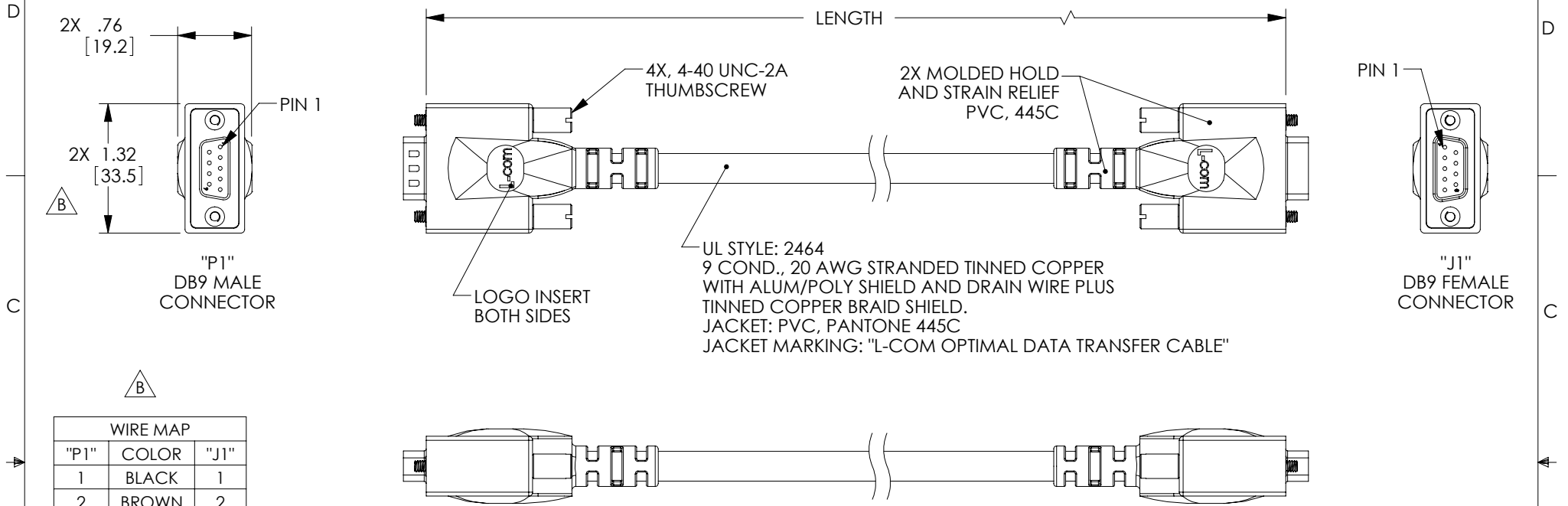


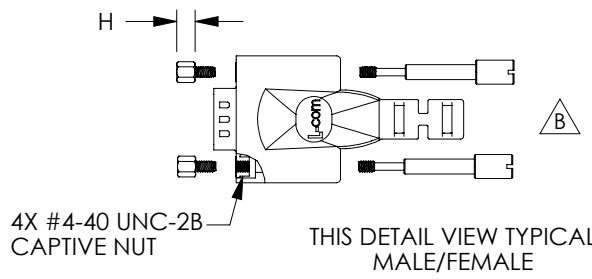
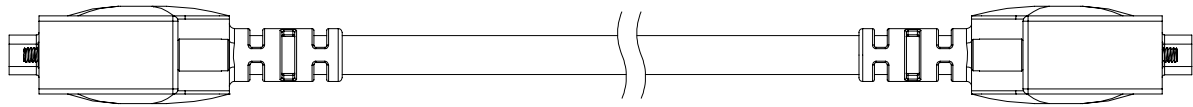
THE INFORMATION CONTAINED IN THIS DRAWING IS THE SOLE PROPERTY OF L-COM, INC. ANY REPRODUCTION IN PART OR WHOLE WITHOUT THE WRITTEN PERMISSION OF L-COM, INC. IS PROHIBITED.

**RoHS Compliant** ✓

REVISIONS			
REV	DESCRIPTION	DATE	APPROVED
A	INITIAL RELEASE	9/24/10	D.GRIFFIN
B	ECN 5210: ADDED WIRE MAP, HARDWARE NOTES & HOOD DIMS., DETAIL VIEW	12/15/10	D. CASTRO



WIRE MAP		
"P1"	COLOR	"J1"
1	BLACK	1
2	BROWN	2
3	RED	3
4	ORANGE	4
5	YELLOW	5
6	GREEN	6
7	BLUE	7
8	PURPLE	8
9	GRAY	9
SHELL	DRAIN	SHELL



MODEL NUMBER	LENGTH	
	FEET	METERS
CPMS9MF-1	1.0	.30
CPMS9MF-2.5	2.5	.76
CPMS9MF-5	5.0	1.52
CPMS9MF-10	10.0	3.05
CPMS9MF-25	25.0	7.62
CPMS9MF-50	50.0	15.24

**NOTES:**

SUPPLIED WITH THUMBSCREWS IN PLACE.  
 NOTE: SUPPLIED WITH OPTIONAL USE HARDWARE AND INSTRUCTIONS.  
 CABLE INTERCONNECTION HARDWARE: (4) SCREWLOCKS, H= .191"  
 PANEL MOUNT HARDWARE: (4) SCREWLOCKS, H= .160"

CABLE ASSEMBLY SHALL BE TESTED FOR CONTINUITY.

CABLE ASSEMBLY SHALL BE INDIVIDUALLY PACKAGED IN ACCORDANCE WITH L-COM SPECIFICATION PS-0031.

UNLESS OTHERWISE SPECIFIED, DIMENSIONS ARE IN INCHES [mm] OVERALL CABLE LENGTH TOLERANCE: ≤12 [305] = +1 [25] / -0 >12 [305] ≤60 [1524] = +2 [51] / -0 >60 [1524] ≤120 [3048] = +4 [102] / -0 >120 [3048] ≤300 [7620] = +6 [152] / -0 >300 [7620] = +3% / -0% ALL OTHER DIMENSIONAL TOLERANCES: .X = ±.2 .XX = ±.02 .XXX = ±.005	APPROVALS DRAWN BY D.FRISIELLO CHECKED BY S.SMITH APPROVED BY S.SMITH	DATE 9/7/10 9/7/10 9/7/10	45 BEECHWOOD DRIVE NORTH ANDOVER, MA 01845	
	CONFIGURATION DETAILS OF UNDIMENSIONED FEATURES MAY VARY COLOR VARIATIONS MAY OCCUR	CATEGORY DATA CABLING		PRODUCT DESCRIPTION 20AWG DATA CABLE ASSEMBLY
PROJECTION 	SIZE A	FSCM NO. 43321	DWG. NO. CPMS9MF	REV. B
SCALE: NONE		CAD FILE: CPMS9MF.SLDDRW		SHEET 1 OF 1