


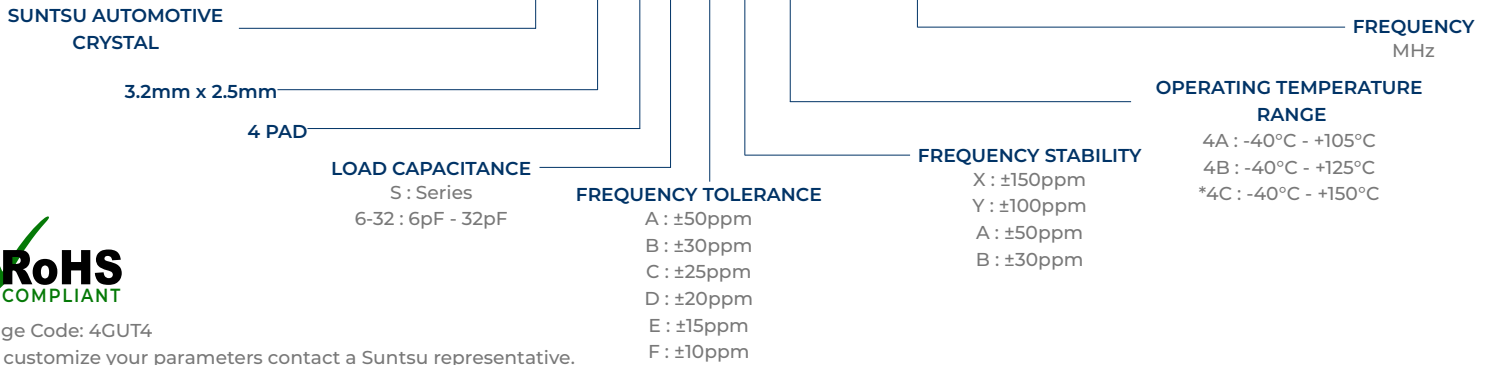
- Features**
- ±10ppm/±30ppm (Tolerance/Stability) Available
 - Ultra-Miniature Package
 - High Reliability for Automotive
 - Wide Temperature Range Available
 - AEC-Q200 Compliant

- Applications**
- Automotive Electronics
 - Infotainment System
 - ADAS
 - TPMS
 - Ethernet



Part Numbering Guide

SAX 32 4 18 A A 4A - 20.000M



Cage Code: 4GUT4

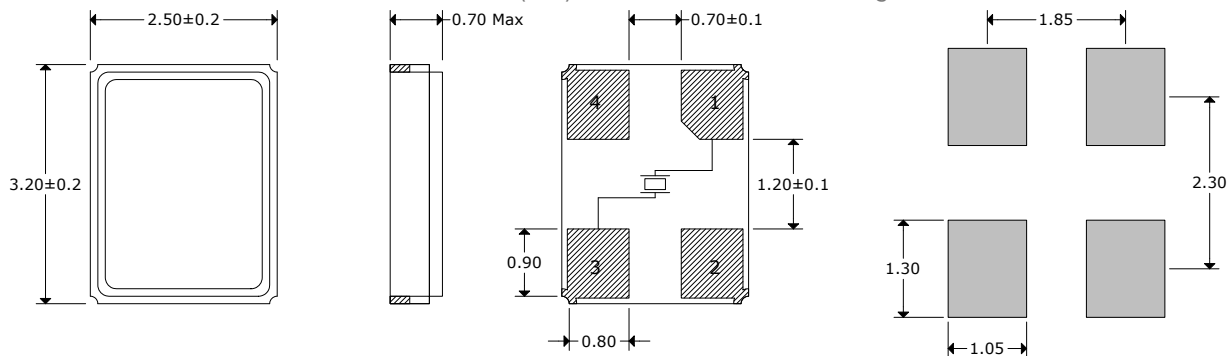
To customize your parameters contact a Suntsu representative.

*For Operating Temperature Range 4C, contact a Suntsu representative

Electrical Parameters	Units	Minimum	Typical	Maximum	Remarks
Frequency Range	MHz	8		54	AT-Cut Fundamental.
Frequency Tolerance at +25°C	ppm	-10		10	See part numbering guide for options.
Frequency Stability vs. Op Temp	ppm	-30		30	See part numbering guide for options.
Frequency Stability vs. Aging	ppm	-3		3	First year @ +25°C.
Operating Temperature	°C	-40		150	See part numbering guide for options.
Storage Temperature	°C	-40		150	
Load Capacitance	pF	6		32	See part numbering guide for options.
Shunt Capacitance	pF			3	
Drive Level	µW		50	100	
Insulation Resistance	MΩ	500			@ 100VDC ± 15V.
8.000MHz ~ 11.999MHz	Ω			400	
ESR - 12.000MHz ~ 19.999MHz	Ω			150	
20.000MHz ~ 29.999MHz	Ω			80	
30.000MHz ~ 54.000MHz	Ω			60	

Outline Drawing & Recommended Landed Pattern

All dimensions are in millimeters (mm) unless otherwise noted. Drawings are not to scale.



Environmental Specifications		Mechanical Specifications	
Temperature Cycling	MIL-STD-883, Method 1010, Condition B	Mechanical Shock	MIL-STD-202, Method 213, Condition B
Fine Leak Test	MIL-STD-883, Method 1014, Condition A	Vibration	MIL-STD-883, Method 2007, Condition A
Gross Leak Test	MIL-STD-883, Method 1014, Condition C	Resistance to Soldering Heat	MIL-STD-202, Method 210, Condition K
Moisture Resistance	MIL-STD-883, Method 1004	Resistance to Solvents	MIL-STD-202, Method 215
Moisture Sensitivity	J-STD-020, MSL 1	Solderability	MIL-STD-883, Method 2003

