

P40P42A12P1-24

! PENDING OBSOLESCENCE

Potter & Brumfield | Potter & Brumfield P40

TE Internal #: 7-1393132-1

TE Internal Description: P40P42A12P1-24=CONTACTORS

[View on TE.com >](#)



Relays & Contactors > Contactors > Definite Purpose Contactors



Number of Poles: 3
Coil Voltage Rating: 24 VAC
Contact Current Rating: 40 A
Contact Arrangement: 3 Form X, 3PST-NO-DM
Coil Resistance: 4.5 Ω

Features

Configuration Features

Auxiliary Switch Contact Arrangement	Without
Number of Poles	3
Contact Arrangement	3 Form X, 3PST-NO-DM

Electrical Characteristics

Contact Switching Voltage (Max)	600 VAC
Coil Voltage Rating	24 VAC
Contact Current Rating	40 A
Coil Resistance	4.5 Ω

Contact Features

Contact Material	Silver Cadmium Oxide
------------------	----------------------

Termination Features

Mains Termination & Connection Type	Screw Terminal
Coil Termination & Connection Type	8-32 Screw with .25 Quick Connect

Mechanical Attachment

Product Mount Type	Chassis
--------------------	---------



Operation/Application

Actuating System	AC
------------------	----

Product Compliance


For compliance documentation, visit the product page on TE.com>

EU RoHS Directive 2011/65/EU	Compliant with Exemptions
EU ELV Directive 2000/53/EC	Not Compliant
China RoHS 2 Directive MIIT Order No 32, 2016	Restricted Materials Above Threshold
EU REACH Regulation (EC) No. 1907/2006	Current ECHA Candidate List: JAN 2024 (240) Candidate List Declared Against: JUNE 2022 (224) SVHC > Threshold: Cadmium oxide (10.81% in Component Part) Article Safe Usage Statements: Use personal protective equipment as required. Do not eat, drink or smoke when using this product. Recycle if possible and dispose of the article by following all applicable governmental regulations relevant to your geographic location.
Halogen Content	Not Yet Reviewed for halogen content
Solder Process Capability	Not applicable for solder process capability


Product Compliance Disclaimer

This information is provided based on reasonable inquiry of our suppliers and represents our current actual knowledge based on the information they provided. This information is subject to change. The part numbers that TE has identified as EU RoHS compliant have a maximum concentration of 0.1% by weight in homogenous materials for lead, hexavalent chromium, mercury, PBB, PBDE, DBP, BBP, DEHP, DIBP, and 0.01% for cadmium, or qualify for an exemption to these limits as defined in the Annexes of Directive 2011/65/EU (RoHS2). Finished electrical and electronic equipment products will be CE marked as required by Directive 2011/65/EU. Components may not be CE marked. Additionally, the part numbers that TE has identified as EU ELV compliant have a maximum concentration of 0.1% by weight in homogenous materials for lead, hexavalent chromium, and mercury, and 0.01% for cadmium, or qualify for an exemption to these limits as defined in the Annexes of Directive 2000/53/EC (ELV). Regarding the REACH Regulation, the information TE provides on SVHC in articles for this part number is based on the latest European Chemicals Agency (ECHA) 'Guidance on requirements for substances in articles' posted at this URL: <https://echa.europa.eu/guidance-documents/guidance-on-reach>

Compatible Parts



TE Part # CAT-P592-SP118
PIDG Spade Tongue Terminals



TE Part # CAT-P592-R472A
PIDG Ring Tongue Terminals



Also in the Series

Customers Also Bought



TE Part #52924
TERMINAL,PIDG SPR SPD 26-22 6



TE Part #2-1318120-3
DYNAMIC D2100 REC HSG 3P SGL Y



TE Part #60617-4
CMNL SOK PTPPHBZ L/P



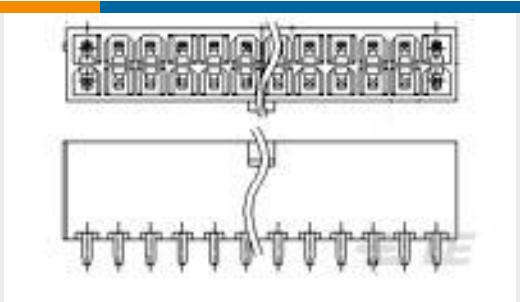
TE Part #52949
PG SPR SPD 22-16COMM 22-18MIL6



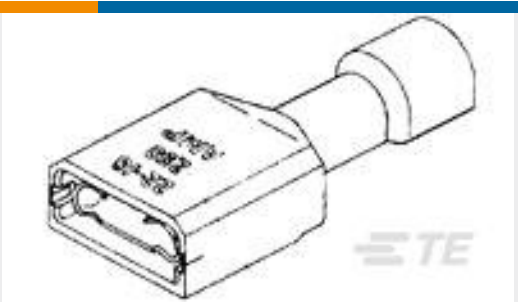
TE Part #1926736-3
MiniPAK HDL, 25s10p, RA Plug,




TE Part #1586842-2
2P MICRO MNL ASY,VRT,REV REEL




TE Part #4-1775099-1
ATX PWR CONN 6 POS



TE Part #3-520141-2
ULTRAFAST 250 ASSY REC 16-14
TPBR LP



TE Part #254839-E
STVE 160 F ABCDE VVVV 7-00 EE 5,5
* 137



TE Part #374472-E
STVTE 160 MI ABCDE VVVV 4-00
GA06 4,0 *

Document

CAD Files

3D PDF

3D

Customer View Model

ENG_CVM_CVM_7-1393132-1_D.2d_dxf.zip

English

Customer View Model

ENG_CVM_CVM_7-1393132-1_D.3d_igs.zip

English

Customer View Model

ENG_CVM_CVM_7-1393132-1_D.3d_stp.zip

English

By downloading the CAD file I accept and agree to the [Terms and Conditions](#) of use.

Datasheets & Catalog Pages



P30/P40 Definite Purpose Magnetic Contactor 30/40 Ampere Full Load 40/50 Ampere Resistive AC & DC Coils

English

Product Specifications

Definitions General Purpose Relays

English