



Contactor relay, 2 NO + 2 NC, 400 V AC, 50 Hz, 400 .. 440 V, 60 Hz, Size S00, ring cable lug connection

product brand name	SIRIUS
product designation	Auxiliary contactor
product type designation	3RH2
<b>General technical data</b>	
size of contactor	S00
product extension auxiliary switch	Yes
insulation voltage with degree of pollution 3 at AC rated value	690 V
degree of pollution	3
surge voltage resistance rated value	6 kV
shock resistance at rectangular impulse	
• at AC	7,3g / 5 ms, 4,7g / 10 ms
shock resistance with sine pulse	
• at AC	11,4g / 5 ms, 7,3g / 10 ms
mechanical service life (operating cycles)	
• of contactor typical	30 000 000
• of the contactor with added electronically optimized auxiliary switch block typical	5 000 000
• of the contactor with added auxiliary switch block typical	10 000 000
reference code according to IEC 81346-2	K
Substance Prohibitance (Date)	10/01/2009
<b>Ambient conditions</b>	
installation altitude at height above sea level maximum	2 000 m
ambient temperature	
• during operation	-25 ... +60 °C
• during storage	-55 ... +80 °C
relative humidity minimum	10 %
relative humidity at 55 °C according to IEC 60068-2-30 maximum	95 %
<b>Main circuit</b>	
no-load switching frequency	
• at AC	10 000 1/h
• at DC	10 000 1/h
<b>Control circuit/ Control</b>	
type of voltage of the control supply voltage	AC
control supply voltage at AC	
• at 50 Hz rated value	400 V
• at 60 Hz rated value	400 ... 440 V
control supply voltage frequency	
• 1 rated value	50 Hz
• 2 rated value	60 Hz
operating range factor control supply voltage rated value of	

<b>magnet coil at AC</b>	
• at 50 Hz	0.8 ... 1.1
• at 60 Hz	0.85 ... 1.1
<b>apparent pick-up power of magnet coil at AC</b>	37 VA
<b>inductive power factor with closing power of the coil</b>	0.8
<b>apparent holding power of magnet coil at AC</b>	5.7 VA
<b>inductive power factor with the holding power of the coil</b>	0.25
<b>closing delay</b>	
• at AC	8 ... 33 ms
<b>opening delay</b>	
• at AC	4 ... 15 ms
<b>arcing time</b>	10 ... 15 ms
<b>Auxiliary circuit</b>	
<b>number of NC contacts for auxiliary contacts</b>	2
• instantaneous contact	2
<b>number of NO contacts for auxiliary contacts</b>	2
• instantaneous contact	2
<b>identification number and letter for switching elements</b>	22 E
operational current at AC-12 maximum	10 A
<b>operational current at AC-15</b>	
• at 230 V rated value	10 A
• at 400 V rated value	3 A
• at 500 V rated value	2 A
• at 690 V rated value	1 A
<b>operational current at 1 current path at DC-12</b>	
• at 24 V rated value	10 A
• at 110 V rated value	3 A
• at 220 V rated value	1 A
• at 440 V rated value	0.3 A
• at 600 V rated value	0.15 A
<b>operational current with 2 current paths in series at DC-12</b>	
• at 24 V rated value	10 A
• at 60 V rated value	10 A
• at 110 V rated value	4 A
• at 220 V rated value	2 A
• at 440 V rated value	1.3 A
• at 600 V rated value	0.65 A
<b>operational current with 3 current paths in series at DC-12</b>	
• at 24 V rated value	10 A
• at 60 V rated value	10 A
• at 110 V rated value	10 A
• at 220 V rated value	3.6 A
• at 440 V rated value	2.5 A
• at 600 V rated value	1.8 A
<b>operating frequency at DC-12 maximum</b>	1 000 1/h
<b>operational current at 1 current path at DC-13</b>	
• at 24 V rated value	10 A
• at 110 V rated value	1 A
• at 220 V rated value	0.3 A
• at 440 V rated value	0.14 A
• at 600 V rated value	0.1 A
<b>operational current with 2 current paths in series at DC-13</b>	
• at 24 V rated value	10 A
• at 60 V rated value	3.5 A
• at 110 V rated value	1.3 A
• at 220 V rated value	0.9 A
• at 440 V rated value	0.2 A
• at 600 V rated value	0.1 A
<b>operational current with 3 current paths in series at DC-13</b>	
• at 24 V rated value	10 A
• at 60 V rated value	4.7 A

<ul style="list-style-type: none"> <li>• at 110 V rated value</li> <li>• at 220 V rated value</li> <li>• at 440 V rated value</li> <li>• at 600 V rated value</li> </ul>	3 A 1.2 A 0.5 A 0.26 A
<b>operating frequency at DC-13 maximum</b>	1 000 1/h
design of the miniature circuit breaker for short-circuit protection of the auxiliary circuit up to 230 V	C characteristic: 6 A; 0.4 kA
<b>contact reliability of auxiliary contacts</b>	1 faulty switching per 100 million (17 V, 1 mA)
<b>UL/CSA ratings</b>	
<b>contact rating of auxiliary contacts according to UL</b>	A600 / Q600
<b>Short-circuit protection</b>	
design of the fuse link for short-circuit protection of the auxiliary switch required	fuse gL/gG: 10 A
<b>Installation/ mounting/ dimensions</b>	
<b>mounting position</b>	+/-180° rotation possible on vertical mounting surface; can be tilted forward and backward by +/- 22.5° on vertical mounting surface
<b>fastening method</b>	screw and snap-on mounting onto 35 mm DIN rail
<b>height</b>	57.5 mm
<b>width</b>	45 mm
<b>depth</b>	73 mm
<b>required spacing</b>	
<ul style="list-style-type: none"> <li>• with side-by-side mounting <ul style="list-style-type: none"> <li>— forwards</li> <li>— upwards</li> <li>— downwards</li> <li>— at the side</li> </ul> </li> <li>• for grounded parts <ul style="list-style-type: none"> <li>— forwards</li> <li>— upwards</li> <li>— at the side</li> <li>— downwards</li> </ul> </li> <li>• for live parts <ul style="list-style-type: none"> <li>— forwards</li> <li>— upwards</li> <li>— downwards</li> <li>— at the side</li> </ul> </li> </ul>	10 mm 10 mm 10 mm 0 mm  10 mm 10 mm 6 mm 10 mm  10 mm 10 mm 10 mm 6 mm
<b>Connections/ Terminals</b>	
type of electrical connection for auxiliary and control circuit	ring terminal lug connection
<b>Safety related data</b>	
product function positively driven operation according to IEC 60947-5-1	Yes
B10 value with high demand rate according to SN 31920	1 000 000; With 0.3 x Ie
<b>proportion of dangerous failures</b>	
<ul style="list-style-type: none"> <li>• with low demand rate according to SN 31920</li> <li>• with high demand rate according to SN 31920</li> </ul>	40 % 73 %
failure rate [FIT] with low demand rate according to SN 31920	100 FIT
T1 value for proof test interval or service life according to IEC 61508	20 a
<b>protection class IP on the front according to IEC 60529</b>	IP00
<b>Certificates/ approvals</b>	
<b>General Product Approval</b>	



[Confirmation](#)



[KC](#)



EMC	Functional Safety/Safety of Machinery	Declaration of Conformity	Test Certificates
-----	---------------------------------------	---------------------------	-------------------



[Type Examination Certificate](#)



EG-Konf.



[Type Test Certificates/Test Report](#)

[Special Test Certificate](#)

#### Marine / Shipping



#### Marine / Shipping

other

#### Railway

#### Environment



[Confirmation](#)



[Vibration and Shock](#)

[Environmental Confirmations](#)

#### Further information

Siemens has decided to exit the Russian market (see here).

<https://press.siemens.com/global/en/pressrelease/siemens-wind-down-russian-business>

Siemens is working on the renewal of the current EAC certificates.

Please contact your local Siemens office on the status of validity of the EAC certification if you intend to import or offer to supply these products to an EAC relevant market (other than the sanctioned EAEU member states Russia or Belarus).

Information on the packaging

<https://support.industry.siemens.com/cs/ww/en/view/109813875>

Information- and Downloadcenter (Catalogs, Brochures,...)

<https://www.siemens.com/ic10>

Industry Mall (Online ordering system)

<https://mall.industry.siemens.com/mall/en/en/Catalog/product?mlfb=3RH2122-4AR60>

Cax online generator

<http://support.automation.siemens.com/WW/CAXorder/default.aspx?lang=en&mlfb=3RH2122-4AR60>

Service&Support (Manuals, Certificates, Characteristics, FAQs,...)

<https://support.industry.siemens.com/cs/ww/en/ps/3RH2122-4AR60>

Image database (product images, 2D dimension drawings, 3D models, device circuit diagrams, EPLAN macros, ...)

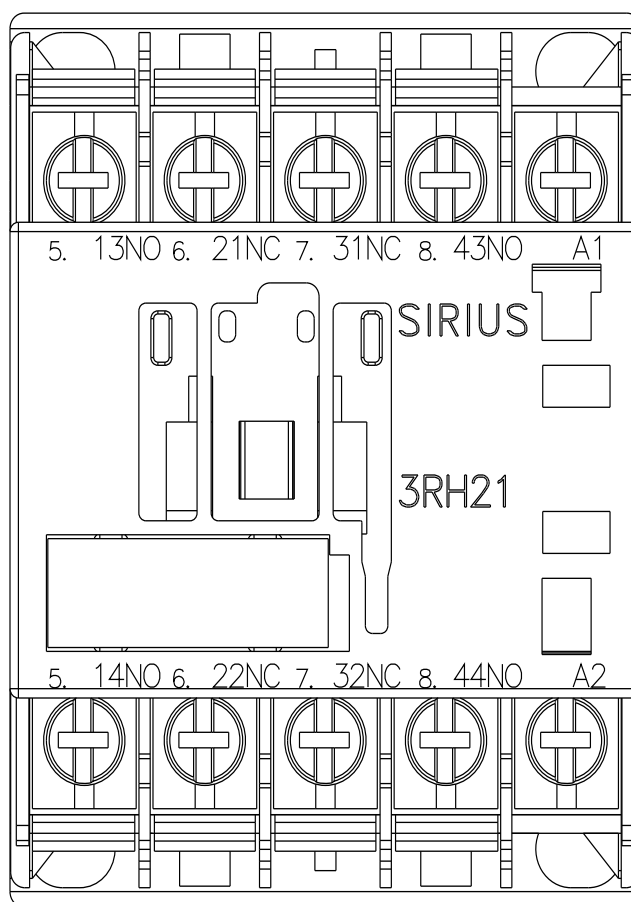
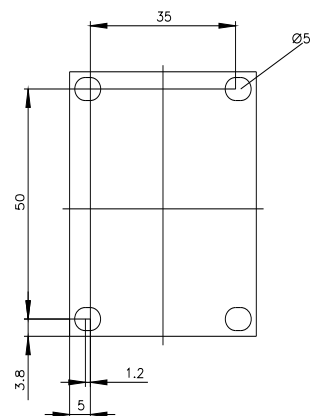
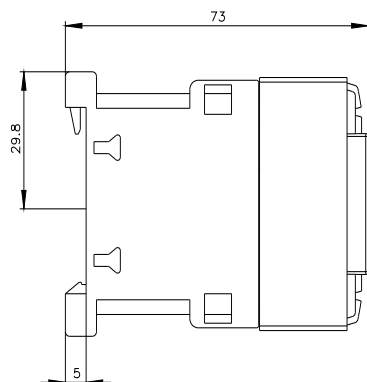
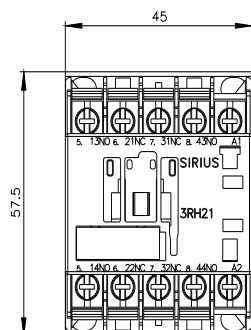
[http://www.automation.siemens.com/bilddb/cax\\_de.aspx?mlfb=3RH2122-4AR60&lang=en](http://www.automation.siemens.com/bilddb/cax_de.aspx?mlfb=3RH2122-4AR60&lang=en)

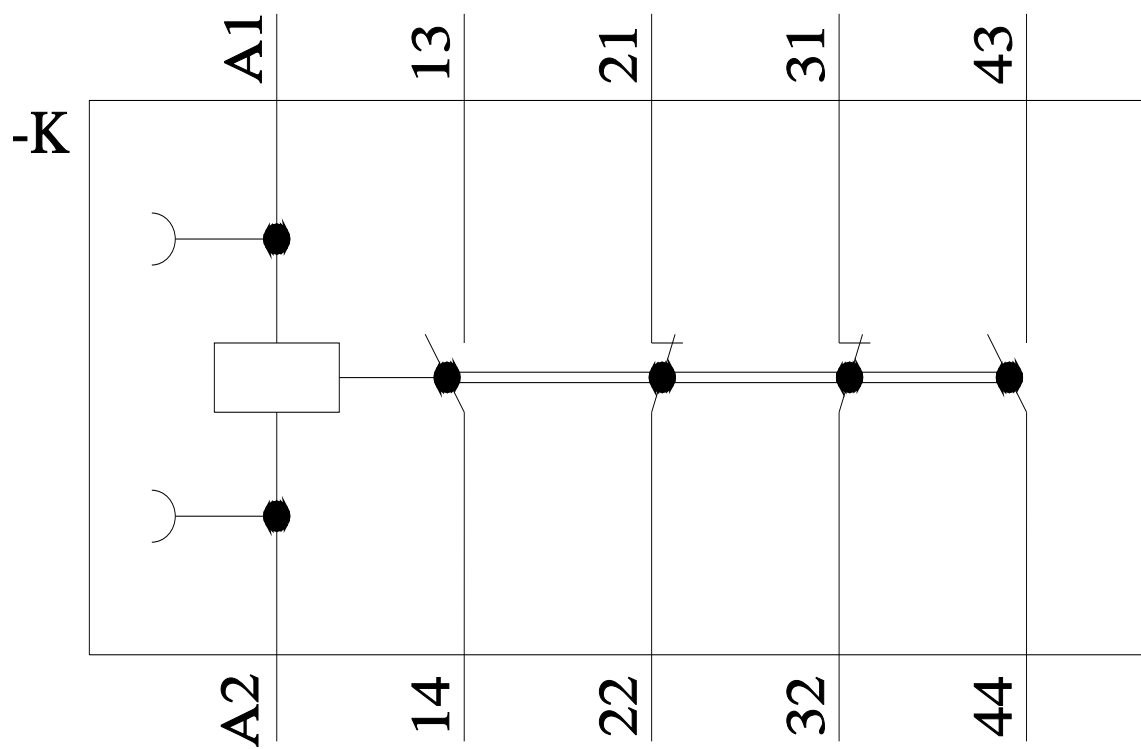
Characteristic: Tripping characteristics, I<sup>2</sup>t, Let-through current

<https://support.industry.siemens.com/cs/ww/en/ps/3RH2122-4AR60/char>

Further characteristics (e.g. electrical endurance, switching frequency)

<http://www.automation.siemens.com/bilddb/index.aspx?view=Search&mlfb=3RH2122-4AR60&objecttype=14&gridview=view1>





last modified:

11/21/2022 