

LC1D95N7

IEC contactor, TeSys Deca, nonreversing, 95A, 60HP at 480VAC, 3 phase, 3 pole, 3 NO, 415VAC 50/60Hz coil, open style



Main

Range	TeSys
Range of Product	TeSys Deca
Product or Component Type	Contactors
Device short name	LC1D
Contactor application	Resistive load Motor control
Utilisation category	AC-3 AC-3e AC-4 AC-1
Poles description	3P
[Ue] rated operational voltage	Power circuit <= 690 V AC 25...400 Hz
[Ie] rated operational current	95 A (at <140 °F (60 °C)) at <= 440 V AC-3 for power circuit 125 A (at <140 °F (60 °C)) at <= 690 V AC-1 for power circuit 95 A (at <140 °F (60 °C)) at <= 440 V AC-3e for power circuit
[Uc] control circuit voltage	415 V AC 50/60 Hz

Complementary

Motor power kW	25 KW at 220...230 V AC 50 Hz (AC-3) 45 KW at 380...400 V AC 50 Hz (AC-3) 45 KW at 415...440 V AC 50 Hz (AC-3) 55 KW at 500 V AC 50 Hz (AC-3) 45 KW at 660...690 V AC 50 Hz (AC-3) 15 KW at 400 V AC 50 Hz (AC-4) 25 KW at 220...230 V AC 50 Hz (AC-3e) 45 KW at 380...400 V AC 50 Hz (AC-3e) 45 KW at 415...440 V AC 50 Hz (AC-3e) 55 KW at 500 V AC 50 Hz (AC-3e) 45 kW at 660...690 V AC 50 Hz (AC-3e)
Maximum Horse Power Rating	7.5 Hp at 120 V AC 60 Hz for 1 phase motors 15 Hp at 230/240 V AC 60 Hz for 1 phase motors 30 Hp at 200/208 V AC 60 Hz for 3 phase motors 30 Hp at 230/240 V AC 60 Hz for 3 phase motors 60 Hp at 460/480 V AC 60 Hz for 3 phase motors 60 hp at 575/600 V AC 60 Hz for 3 phase motors
Compatibility code	LC1D
Pole contact composition	3 NO
Protective cover	With
[Ith] conventional free air thermal current	10 A (at 140 °F (60 °C)) for signalling circuit 125 A (at 140 °F (60 °C)) for power circuit
Irms rated making capacity	1100 A at 440 V AC for power circuit conforming to IEC 60947 140 A AC for signalling circuit conforming to IEC 60947-5-1 250 A DC for signalling circuit conforming to IEC 60947-5-1
Rated breaking capacity	1100 A at 440 V for power circuit conforming to IEC 60947

[Icw] rated short-time withstand current	1100 A 104 °F (40 °C) - 1 s for power circuit 800 A 104 °F (40 °C) - 10 s for power circuit 400 A 104 °F (40 °C) - 1 min for power circuit 135 A 104 °F (40 °C) - 10 min for power circuit 140 A - 100 ms for signalling circuit 120 A - 500 ms for signalling circuit 100 A - 1 s for signalling circuit
Associated fuse rating	10 A gG for signalling circuit conforming to IEC 60947-5-1 200 A gG at ≤ 690 V coordination type 1 for power circuit 160 A gG at ≤ 690 V coordination type 2 for power circuit
Average impedance	0.8 mOhm - Ith 125 A 50 Hz for power circuit
Power dissipation per pole	12.5 W AC-1 7.2 W AC-3 7.2 W AC-3e
[Ui] rated insulation voltage	Power circuit 1000 V IEC 60947-4-1 Power circuit 600 V CSA Power circuit 600 V UL Signalling circuit 690 V IEC 60947-1 Signalling circuit 600 V CSA Signalling circuit 600 V UL
Overvoltage category	III
Pollution degree	3
[Uimp] rated impulse withstand voltage	8 kV IEC 60947
Safety reliability level	B10d = 1.3 Mcycles contactor with nominal load EN/ISO 13849-1 B10d = 20 Mcycles contactor with mechanical load EN/ISO 13849-1
Mechanical durability	4 Mcycles
Electrical durability	1.2 Mcycles 95 A AC-3 1.3 Mcycles 125 A AC-1 1.2 Mcycles 95 A AC-3e
Control circuit type	AC 50/60 Hz
Coil technology	Without built-in suppressor module
Control circuit voltage limits	0.8...1.1 Uc -40...131 °F (-40...55 °C) operational AC 50 Hz 0.85...1.1 Uc -40...131 °F (-40...55 °C) operational AC 60 Hz 0.3...0.6 Uc -40...158 °F (-40...70 °C) drop-out AC 50/60 Hz 1...1.1 Uc 131...158 °F (55...70 °C) operational AC 50/60 Hz
Inrush power in VA	245 VA 60 Hz cos phi 0.75 (at 68 °F (20 °C)) 245 VA 50 Hz cos phi 0.75 (at 68 °F (20 °C))
Hold-in power consumption in VA	26 VA 60 Hz cos phi 0.3 (at 68 °F (20 °C)) 26 VA 50 Hz cos phi 0.3 (at 68 °F (20 °C))
Heat dissipation	6...10 W at 50/60 Hz
Operating time	20...35 ms closing 6...20 ms opening
Maximum operating rate	3600 cyc/h 140 °F (60 °C)
Connections - terminals	Control circuit: screw clamp terminals 2 0.00...0.00 in ² (1...2.5 mm ²) - cable stiffness: flexible with cable end Control circuit: screw clamp terminals 1 0.00...0.00 in ² (1...2.5 mm ²) - cable stiffness: flexible with cable end Control circuit: screw clamp terminals 1 0.00...0.01 in ² (1...4 mm ²) - cable stiffness: flexible without cable end Control circuit: screw clamp terminals 2 0.00...0.01 in ² (1...4 mm ²) - cable stiffness: flexible without cable end Control circuit: screw clamp terminals 1 0.00...0.01 in ² (1...4 mm ²) - cable stiffness: solid without cable end Control circuit: screw clamp terminals 2 0.00...0.01 in ² (1...4 mm ²) - cable stiffness: solid without cable end Power circuit: connector 1 0.01...0.08 in ² (4...50 mm ²) - cable stiffness: flexible without cable end Power circuit: connector 2 0.01...0.04 in ² (4...25 mm ²) - cable stiffness: flexible without cable end Power circuit: connector 1 0.01...0.08 in ² (4...50 mm ²) - cable stiffness: flexible with cable end Power circuit: connector 2 0.01...0.02 in ² (4...16 mm ²) - cable stiffness: flexible with cable end Power circuit: connector 1 0.01...0.08 in ² (4...50 mm ²) - cable stiffness: solid without cable end Power circuit: connector 2 0.01...0.04 in ² (4...25 mm ²) - cable stiffness: solid without cable end
Tightening torque	Control circuit 10.62 lbf.in (1.2 N.m) screw clamp terminals flat Ø 6 mm Control circuit 10.62 lbf.in (1.2 N.m) screw clamp terminals Philips No 2 Power circuit 106.21 lbf.in (12 N.m) connector flat Ø 6 to Ø 8 mm Power circuit 106.21 lbf.in (12 N.m) connector hexagonal 0.16 in (4 mm) Control circuit 10.62 lbf.in (1.2 N.m) screw clamp terminals pozidriv No 2

Auxiliary contact composition	1 NO + 1 NC
Auxiliary contacts type	Mechanically linked 1 NO + 1 NC IEC 60947-5-1 Mirror contact 1 NC IEC 60947-4-1
Signalling circuit frequency	25...400 Hz
Minimum switching voltage	17 V for signalling circuit
Minimum switching current	5 mA for signalling circuit
Insulation resistance	> 10 MOhm for signalling circuit
Non-overlap time	1.5 Ms on de-energisation between NC and NO contact 1.5 ms on energisation between NC and NO contact
Mounting Support	Rail Plate

Environment

Standards	EN/IEC 60947-1 EN/IEC 60947-4-1 EN/IEC 60947-5-1 UL 60947-4-1 UL 60947-5-1 CSA C22.2 No 60947-4-1 CSA C22.2 No 60947-5-1 GB/T 14048.4
Product Certifications	IECEE CB Scheme[RETURN]UL[RETURN]CSA[RETURN]CCC[RETURN]EAC[RETURN]LROS (Lloyds register of shipping)[RETURN]RINA[RETURN]BV[RETURN]DNV-GL
IP degree of protection	IP20 front face IEC 60529
Protective treatment	THIEC 60068-2-30
Climatic withstand	IACS E10 exposure to damp heat
Permissible ambient air temperature around the device	-40...140 °F (-40...60 °C) 140...158 °F (60...70 °C) with derating
Operating altitude	0...9842.52 ft (0...3000 m)
Fire resistance	1562 °F (850 °C) IEC 60695-2-1
Flame retardance	V1 conforming to UL 94
Mechanical robustness	Vibrations contactor open 2 Gn, 5...300 Hz) Shocks contactor open 8 Gn for 11 ms) Vibrations contactor closed 3 Gn, 5...300 Hz) Shocks contactor closed 10 Gn for 11 ms)
Height	5.00 in (127 mm)
Width	3.35 in (85 mm)
Depth	5.12 in (130 mm)
Net Weight	3.55 lb(US) (1.61 kg)






Ordering and shipping details

Category	US10I1222359
Discount Schedule	0I12
GTIN	3389110451696
Returnability	No
Country of origin	CZ

Packing Units

Unit Type of Package 1	PCE
Number of Units in Package 1	1
Package 1 Height	5.60 in (14.224 cm)
Package 1 Width	3.80 in (9.652 cm)
Package 1 Length	5.20 in (13.208 cm)
Package 1 Weight	3.45 lb(US) (1.565 kg)

Offer Sustainability

Sustainable offer status	Green Premium product
REACH Regulation	 REACH Declaration
REACH free of SVHC	Yes
EU RoHS Directive	Compliant  EU RoHS Declaration
Toxic heavy metal free	Yes
Mercury free	Yes
China RoHS Regulation	 China RoHS Declaration
RoHS exemption information	 Yes
Environmental Disclosure	 Product Environmental Profile
Circularity Profile	No need of specific recycling operations
WEEE	The product must be disposed on European Union markets following specific waste collection and never end up in rubbish bins.
PVC free	Yes

Contractual warranty

Warranty	18 months
----------	-----------