

LC1D253BL

IEC contactor, TeSys Deca, nonreversing, 25A, 15HP at 480VAC, 3 phase, 3 pole, 3 NO, low consumption 24VDC coil, open style



Main

Range of Product	TeSys Deca
Product or Component Type	Contactor
Device short name	LC1D
Contactor application	Resistive load Motor control
Utilisation category	AC-4 AC-1 AC-3 AC-3e
Poles description	3P
[Ue] rated operational voltage	Power circuit <= 690 V AC 25...400 Hz Power circuit <= 300 V DC
[Ie] rated operational current	25 A (at <140 °F (60 °C)) at <= 440 V AC AC-3 for power circuit 40 A (at <140 °F (60 °C)) at <= 440 V AC AC-1 for power circuit 25 A (at <140 °F (60 °C)) at <= 440 V AC AC-3e for power circuit
[Uc] control circuit voltage	24 V DC

Complementary

Motor power kW	5.5 KW at 220...230 V AC 50/60 Hz (AC-3) 11 KW at 380...400 V AC 50/60 Hz (AC-3) 11 KW at 415...440 V AC 50/60 Hz (AC-3) 15 KW at 500 V AC 50/60 Hz (AC-3) 15 KW at 660...690 V AC 50/60 Hz (AC-3) 5.5 KW at 400 V AC 50/60 Hz (AC-4) 5.5 KW at 220...230 V AC 50/60 Hz (AC-3e) 11 KW at 380...400 V AC 50/60 Hz (AC-3e) 11 KW at 415...440 V AC 50/60 Hz (AC-3e) 15 KW at 500 V AC 50/60 Hz (AC-3e) 15 kW at 660...690 V AC 50/60 Hz (AC-3e)
Maximum Horse Power Rating	3 Hp at 230/240 V AC 50/60 Hz for 1 phase motors 2 Hp at 115 V AC 50/60 Hz for 1 phase motors 7.5 Hp at 230/240 V AC 50/60 Hz for 3 phase motors 15 Hp at 460/480 V AC 50/60 Hz for 3 phase motors 20 Hp at 575/600 V AC 50/60 Hz for 3 phase motors 7.5 hp at 200/208 V AC 50/60 Hz for 3 phase motors
Compatibility code	LC1D
Pole contact composition	3 NO
Protective cover	With
[Ith] conventional free air thermal current	25 A (at 140 °F (60 °C)) for power circuit 10 A (at 140 °F (60 °C)) for signalling circuit
Irms rated making capacity	140 A AC for signalling circuit conforming to IEC 60947-5-1 250 A DC for signalling circuit conforming to IEC 60947-5-1 450 A at 440 V for power circuit conforming to IEC 60947
Rated breaking capacity	450 A at 440 V for power circuit conforming to IEC 60947

[Icw] rated short-time withstand current	240 A 104 °F (40 °C) - 10 s for power circuit 380 A 104 °F (40 °C) - 1 s for power circuit 50 A 104 °F (40 °C) - 10 min for power circuit 120 A 104 °F (40 °C) - 1 min for power circuit 100 A - 1 s for signalling circuit 120 A - 500 ms for signalling circuit 140 A - 100 ms for signalling circuit
Associated fuse rating	10 A gG for signalling circuit conforming to IEC 60947-5-1 63 A gG at ≤ 690 V coordination type 1 for power circuit 40 A gG at ≤ 690 V coordination type 2 for power circuit
Average impedance	2 mOhm - Ith 25 A 50 Hz for power circuit
Power dissipation per pole	3.2 W AC-1 1.25 W AC-3 1.25 W AC-3e
[Ui] rated insulation voltage	Power circuit 690 V IEC 60947-4-1 Power circuit 600 V CSA Power circuit 600 V UL Signalling circuit 690 V IEC 60947-1 Signalling circuit 600 V CSA Signalling circuit 600 V UL
Overvoltage category	III
Pollution degree	3
[Uimp] rated impulse withstand voltage	6 kV IEC 60947
Safety reliability level	B10d = 1369863 cycles contactor with nominal load EN/ISO 13849-1 B10d = 20000000 cycles contactor with mechanical load EN/ISO 13849-1
Mechanical durability	30 Mcycles
Electrical durability	1.65 Mcycles 25 A AC-3 ≤ 440 V 1.4 Mcycles 40 A AC-1 ≤ 440 V 1.65 Mcycles 25 A AC-3e ≤ 440 V
Control circuit type	DC low consumption
Coil technology	Built-in bidirectional peak limiting diode suppressor
Control circuit voltage limits	0.1...0.3 Uc -40...158 °F (-40...70 °C) drop-out DC 0.8...1.25 Uc -40...140 °F (-40...60 °C) operational DC 1...1.25 Uc 140...158 °F (60...70 °C) operational DC
Inrush power in W	2.4 W 68 °F (20 °C))
Hold-in power consumption in W	2.4 W 68 °F (20 °C)
Operating time	77 ±15 % ms closing 25 ±20 % ms opening
Time constant	40 ms
Maximum operating rate	3600 cyc/h 140 °F (60 °C)
Connections - terminals	Control circuit: spring terminals 1 0.00 in² (2.5 mm²) - cable stiffness: flexible without cable end Control circuit: spring terminals 2 0.00 in² (2.5 mm²) - cable stiffness: flexible without cable end Power circuit: spring terminals 1 0.01 in² (4 mm²) - cable stiffness: flexible without cable end Power circuit: spring terminals 2 0.01 in² (4 mm²) - cable stiffness: flexible without cable end
Tightening torque	Control circuit 15.05 lbf.in (1.7 N.m) screw clamp terminals pozidriv No 2 Power circuit 22.13 lbf.in (2.5 N.m) screw clamp terminals pozidriv No 2
Auxiliary contact composition	1 NO + 1 NC
Auxiliary contacts type	Mechanically linked 1 NO + 1 NC IEC 60947-5-1 Mirror contact 1 NC IEC 60947-4-1
Signalling circuit frequency	25...400 Hz
Minimum switching voltage	17 V for signalling circuit
Minimum switching current	5 mA for signalling circuit
Insulation resistance	> 10 MOhm for signalling circuit
Non-overlap time	1.5 Ms on de-energisation between NC and NO contact 1.5 ms on energisation between NC and NO contact
Mounting Support	Plate Rail

Environment

Standards	CSA C22.2 No 14 EN 60947-4-1 EN 60947-5-1 IEC 60947-4-1 IEC 60947-5-1 UL 508 IEC 60335-1
Product Certifications	GL[RETURN]BV[RETURN]DNV[RETURN]LROS (Lloyds register of shipping) [RETURN]RINA[RETURN]UL[RETURN]CCC[RETURN]CSA[RETURN]GOST[RETURN]UKCA
IP degree of protection	IP20 front face IEC 60529
Protective treatment	THIEC 60068-2-30
Climatic withstand	IACS E10 exposure to damp heat IEC 60947-1 Annex Q category D exposure to damp heat
Permissible ambient air temperature around the device	-40...140 °F (-40...60 °C) 140...158 °F (60...70 °C) with derating
Operating altitude	0...9842.52 ft (0...3000 m)
Fire resistance	1562 °F (850 °C) IEC 60695-2-1
Flame retardance	V1 conforming to UL 94
Mechanical robustness	Vibrations contactor open 2 Gn, 5...300 Hz) Vibrations contactor closed 4 Gn, 5...300 Hz) Shocks contactor closed 15 Gn for 11 ms) Shocks contactor open 8 Gn for 11 ms)
Height	3.90 in (99 mm)
Width	1.77 in (45 mm)
Depth	3.98 in (101 mm)
Net Weight	1.17 lb(US) (0.53 kg)



Ordering and shipping details




Category	US10I1222354
Discount Schedule	0I12
GTIN	3389110809022
Returnability	No
Country of origin	ID

Packing Units

Unit Type of Package 1	PCE
Number of Units in Package 1	1
Package 1 Height	2.13 in (5.400 cm)
Package 1 Width	4.25 in (10.800 cm)
Package 1 Length	4.72 in (12.000 cm)
Package 1 Weight	21.31 oz (604.000 g)
Unit Type of Package 2	S02
Number of Units in Package 2	15
Package 2 Height	5.91 in (15.000 cm)
Package 2 Width	11.81 in (30.000 cm)
Package 2 Length	15.75 in (40.000 cm)
Package 2 Weight	21.27 lb(US) (9.650 kg)

Offer Sustainability

Sustainable offer status	Green Premium product
California proposition 65	WARNING: This product can expose you to chemicals including: Antimony oxide & Antimony trioxide, which is known to the State of California to cause cancer. For more information go to www.P65Warnings.ca.gov
REACH Regulation	 REACH Declaration
EU RoHS Directive	Compliant with Exemptions
China RoHS Regulation	 China RoHS Declaration

RoHS exemption information	 Yes
Environmental Disclosure	 Product Environmental Profile
Circularity Profile	 End Of Life Information
WEEE	The product must be disposed on European Union markets following specific waste collection and never end up in rubbish bins.
PVC free	Yes

Contractual warranty

Warranty	18 months
----------	-----------