


Product data sheet

Specifications



Head for illuminated push button, Harmony XB5, antimicrobial, plastic, orange, 30mm, universal LED, plain lens

ZB5FW353

Main

Range of product	Harmony XB5
product or component type	Head for illuminated push-button
Device short name	ZB5
Product compatibility	Universal LED
Bezel material	Dark grey plastic
Mounting diameter	1.2 in (30.5 mm)
Sale per indivisible quantity	1
Head type	Built-in-flush
Shape of signaling unit head	Round
Type of operator	spring return
Operator profile	Orange flush, unmarked
Operator additional information	With plain lens

Complementary

CAD overall width	1.5 in (37 mm)
CAD overall height	1.5 in (37 mm)
CAD overall depth	1.2 in (30 mm)
net weight	0.037 lb(US) (0.017 kg)
Resistance to high pressure washer	1015.3 psi (7000000 Pa) 131 °F (55 °C) 0.1 m
Mechanical durability	10000000 cycles
Main group	Illum push-button
Group of product	Flush push integral LED
Cap/operator or lens colour	Orange
Marking	Unmarked
Electrical composition code	M1 6 single front mounting integral LED M2 6 single and double front mounting integral LED M6 2 single front mounting integral LED and transformer M10 2 single front mounting integral LED MF1 2 single front mounting integral LED
device presentation	Basic element

Environment

protective treatment	TC
----------------------	----

Disclaimer: This documentation is not intended as a substitute for and is not to be used for determining suitability or reliability of these products for specific user applications

Ambient air temperature for storage	-40...158 °F (-40...70 °C)
Ambient air temperature for operation	-40...158 °F (-40...70 °C)
Overvoltage category	Class II IEC 60536
IP degree of protection	IP66 IEC 60529 IP67 IP69 IP69K
NEMA degree of protection	NEMA 13 NEMA 4X
IK degree of protection	IK03 conforming to EN 50102
Standards	UL 508 JIS C8201-5-1 EN/IEC 60947-5-4 CSA C22.2 No 14 GB 14048.5 EN/IEC 60947-5-1 EN/IEC 60947-1 JIS C8201-1 ISO 21702 ISO 22196:2011
Product certifications	GL LROS (Lloyds register of shipping) BV CSA DNV UL listed
Vibration resistance	5 gn 2...500 Hz)IEC 60068-2-6
Shock resistance	30 gn 18 ms) half sine wave acceleration IEC 60068-2-27 50 gn 11 ms) half sine wave acceleration IEC 60068-2-27

Packing Units

Unit Type of Package 1	PCE
Number of Units in Package 1	1
Package 1 Height	2.2 in (5.6 cm)
Package 1 Width	1.7 in (4.3 cm)
Package 1 Length	2.05 in (5.2 cm)
Package 1 Weight	0.8 oz (23 g)
Unit Type of Package 2	S02
Number of Units in Package 2	40
Package 2 Height	5.9 in (15 cm)
Package 2 Width	11.8 in (30 cm)
Package 2 Length	15.7 in (40 cm)
Package 2 Weight	2.762 lb(US) (1.253 kg)

Sustainability

Green Premium™ label is Schneider Electric's commitment to delivering products with best-in-class environmental performance. Green Premium promises compliance with the latest regulations, transparency on environmental impacts, as well as circular and low-CO₂ products.

Guide to assessing product sustainability is a white paper that clarifies global eco-label standards and how to interpret environmental declarations.

[Learn more about Green Premium >](#)

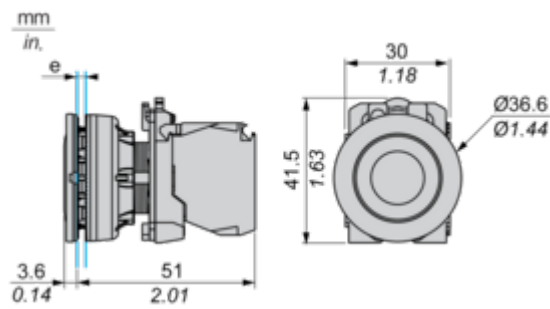
[Guide to assess a product's sustainability >](#)

Well-being performance

✓	Reach Free Of Svhc	
✓	Toxic Heavy Metal Free	
✓	Mercury Free	
✓	Rohs Exemption Information	Yes
Reach Regulation	REACH Declaration	
Eu Rohs Directive	Pro-active compliance (Product out of EU RoHS legal scope) EU RoHS Declaration	
China Rohs Regulation	China RoHS declaration	

Dimensions Drawings

Dimensions



e: Clamping thickness: 1 to 6 mm / 0.04 to 0.24 in.

Mounting and Clearance

Panel Cut-out for Pushbuttons, Switches and Pilot Lights (Finished Holes, Ready for Installation)

Connection by Screw Clamp Terminals or Plug-in Connectors

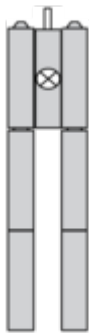


- (1) Diameter on finished panel or support
- (2) $\varnothing 30.75\text{ mm}$ recommended ($\varnothing 30.5\text{ mm}^{+0.5}_0$) / $\varnothing 1.21\text{ in.}$ recommended ($\varnothing 1.20\text{ in.}^{+0.0196}_0$)

Connections	a in mm	a in in.	b in mm	b in in.
By screw clamp terminals or plug-in connector	40	1.57	40	1.57
By Faston connectors	45	1.77	40	1.57

Technical Description

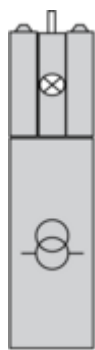
Electrical Composition Corresponding to Codes M1 and M7



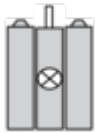
Electrical Composition Corresponding to Codes M2 and M8



Electrical Composition Corresponding to Codes M6 and P2



Electrical Composition Corresponding to Codes M5, M10, MF1, MR1 and MF2



Legend

Single contact



Double contact



Light block



Possible location

