


Product Specification for Approval

WE ARE PLEASED IN SUBMITTING OUR SAMPLES WITH SPECIFICATION TO YOU FOR APPROVAL.

CUSTOMER	:		
DESCRIPTION	:	COMMON MODE CHOKE	
MNC P/N	:	CM422SG222N	
VERSION	:	A0	
CUSTOMER P/N	:		
ISSUED DATE	:	2020/4/26	
PHOTO OF PRODUCT	:		
WEIGHT	:		0.34g
MADE IN	:		CHINA

APPROVED BY MNC		
PREPARED BY	CHECKED BY	APPROVED BY

APPROVED BY CUSTOMER
SIGNATURE OR STAMP

1. PLEASE SEND BACK US A COPY OF THE SPECIFICATION WITH YOUR STAMP OR SIGNATURE ONCE THE SAMPLES APPROVED.
2. IT WILL BE DEEMED THE SAMPLES TO BE APPROVED IF NO FEEDBACK.

东莞铭普光磁股份有限公司
 Add: Shipai Town, Dongguan City, Guangdong Province, China

TEL: +86-769-86921000
 FAX: +86-769-81701563



东莞铭普光磁股份有限公司

Dongguan Mentech Optical & Magnetic Co., Ltd.

HISTORY FOR REVISED SPECIFICATION

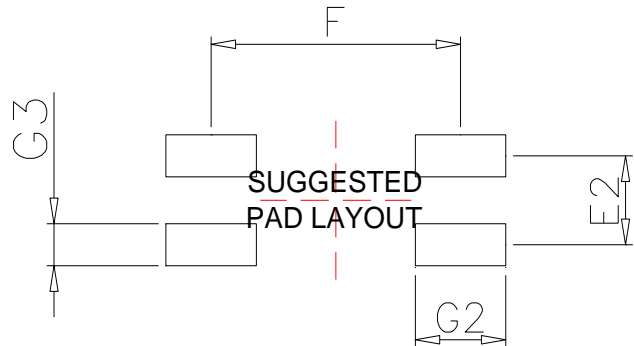
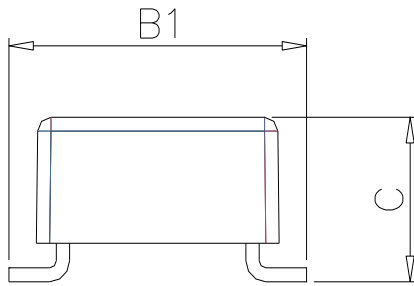
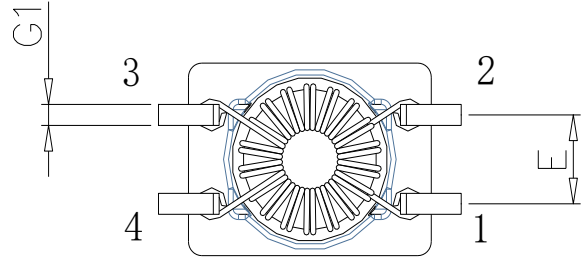
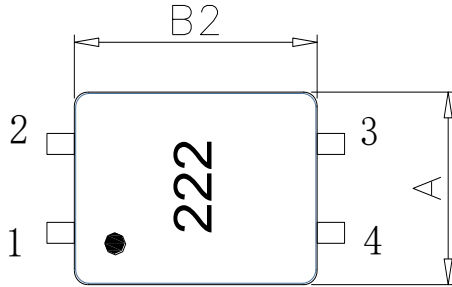
Part No. CM422SG222N

INDEX

1. INDEX-----	1
2. CHANGE RECORD-----	1
3. MECHANICAL-----	2
4. SCHEMATIC-----	3
5. PACKING-----	4
6. MATERIAL LIST-----	5
7. RECOMMENDED SOLDERING PROFILE-----	6

CHANGE RECORD

REV.	DESCRIPTION (Content or Reason For Change)	DATE	REVISOR
A0	Initial release	2020/4/26	Alakay

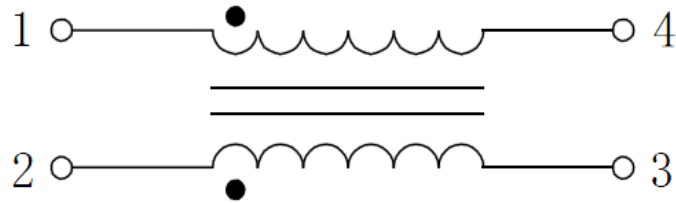
SPECIFICATION
Part No. CM422SG222N
A. MECHANICAL:


1.UNITS: mm

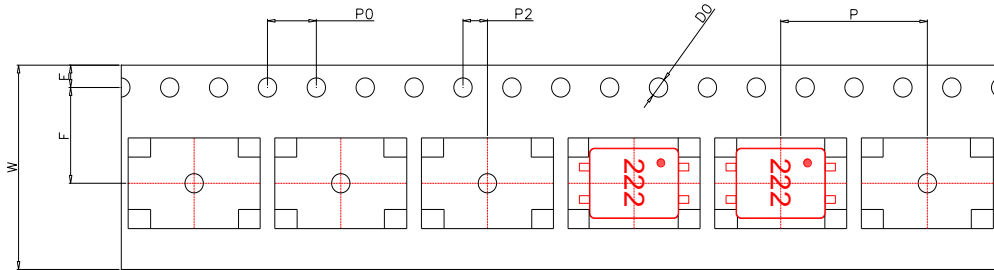
 2.Unless otherwise specified all tolerances are: $\pm 0.25\text{mm}$

3.All pin length don't include tin icicles

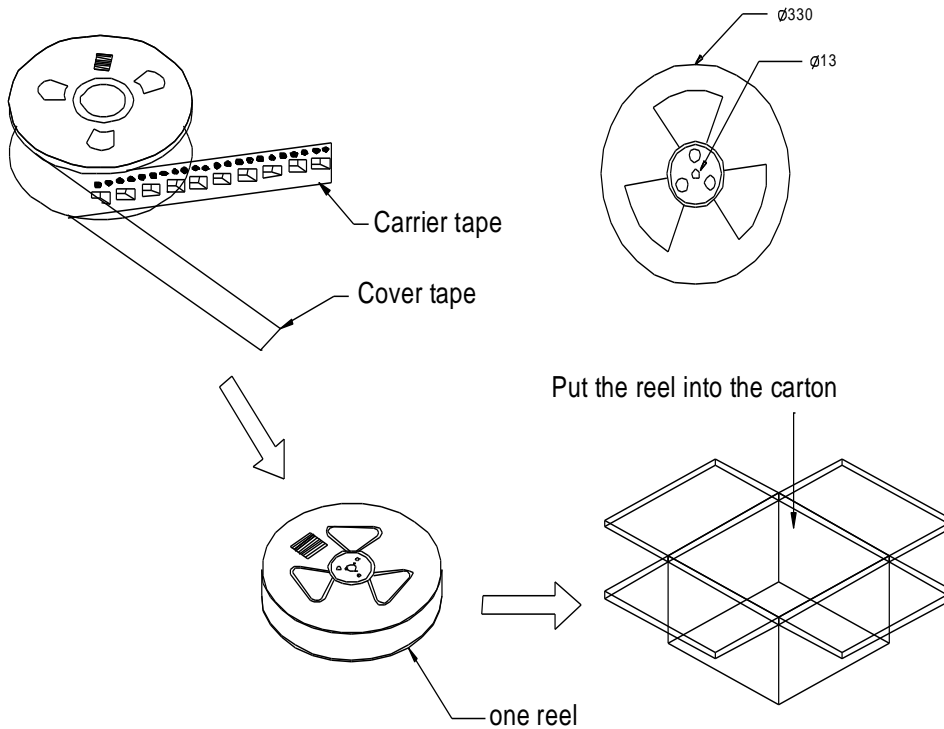
DIM	MILLIMETERS			INCHES		
	MIN	NOM	MAX	MIN	NOM	MAX
A	/	/	6.40	/	/	0.252
B1	/	/	9.50	/	/	0.374
B2	/	/	7.50	/	/	0.295
C	/	/	5.00	/	/	0.197
E1	2.24	2.54	2.84	0.09	0.100	0.112
F	/	7.50	/	/	0.295	/
G1	/	0.40	/	/	0.016	/
E2	/	2.54	/	/	0.100	/
G2	/	2.72	/	/	0.107	/
G3	/	1.20	/	/	0.047	/

SPECIFICATION
Part No. CM422SG222N
B. SCHEMATIC :

C. ELECTRICAL SPECIFICATION @25°C

ITEM	SPECIFICATION	TEST CONDITION	TEST EQUIPMENT
INDUCTANCE: 1-4 = 2-3	2.2mH ^{+50%} / _{-30%}	100KHz,0.1V	TH2819XB OR EQU.
DC RESISTANCE: 1-4 = 2-3	540mΩ Max		TH2512B OR EQU.
TURNS RATIO: 1-4 : 2-3	1:1 ±5%		TH2819XB OR EQU.
HI-POT: 1-4 to 2-3	500Vac	1mA,1S,50Hz	TOS7200 OR EQU.
RATED CURRENT	ΔT≤40°C	0.5A Max	WK3260B+WK3265B
OPERATING TEMPERATURE RANGE	-40°C to 125°C (Including self temperature rise)		
STORAGE TEMPERATURE RANGE	-40°C to 125°C		

D.PACKAGE
Part No. CM422SG222N
1. PACKING:
a. PACKAGING AS BELOW (ONLY FOR REFERENCE):


ITEM	W	F	E	P ₀	P ₂	D ₀	P
DIM.	16.0±0.3	7.5±0.1	1.75±0.1	4.0±0.1	2.0±0.1	1.5±0.1	12.0±0.1


b. Q'TY:

1000 pcs/reel
10 reel/carton
10000 pcs/carton

c. LABEL:

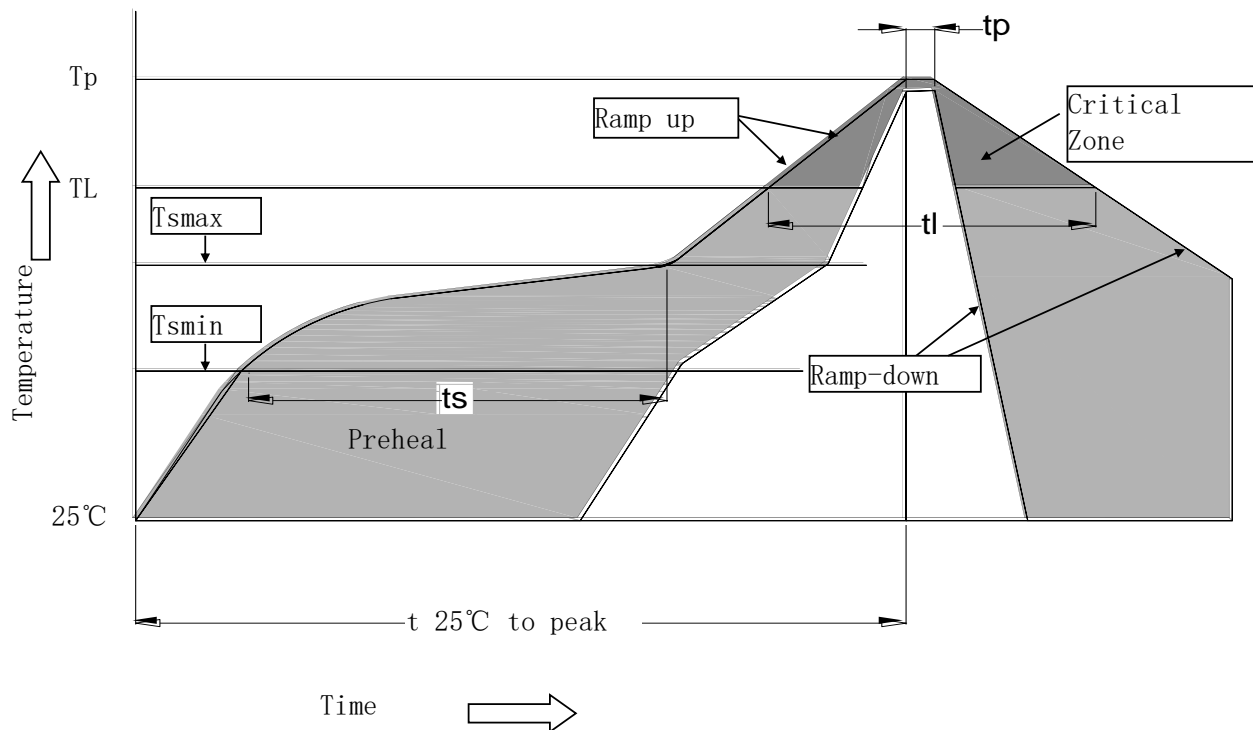
ACCEPTED		
CUSTOMER: _____		
Internal P/N: _____		
QTY: _____	PCS	D/C: _____
W/D: _____		PQA: _____

REMARK:

ABOVE PACKING IS FOR YOUR REFERENCE ONLY, WHICH MIGHT BE CHANGED WITHOUT NOTICE.

MATERIAL LIST
Part No. CM422SG222N
E.BOM

MATERIAL LIST					
NO.	ITEM	MATERIAL	RATING	SUPPLIER OF MATERIAL	UL
1	CASE	PM 9630	150℃	SUMITOMO BAKELITE CO LTD OR EQU.	E41429
2	CORE	Ferrite Mn-Zn	-----	YEAN SHING TECHNOLOGY (DONGGUAN) LIMITED	N/A
		Ferrite Mn-Zn	-----	ZHONGSHAN CITY TANZHOU TOWN CHUANGRICI ELECTRONIC FACTORY OR EQU.	N/A
3	COPPER WIRE	*xUEW180	180℃	ZHUHAI SUNTEK WIRE CO LTD OR QUU.	E234867
		UEWH/U@	180℃	PACIFIC ELECTRIC WIRE & CABLE CO., LTD. OR QUU.	E201757
4	SILICONE	1-2577 #@	150℃	DOW SILICONES CORP OR EQU.	E81611
5	SOLDER	Sn99.3Cu0.7 LF-303	-----	ELECTROLOY METAL(SHENZHEN)CO.,LTD. OR EQU.	N/A

RECOMMENDED SOLDERING PROFILE
Part No. CM422SG222N
1. RECOMMENDED REFLOW SOLDERING PROFILE:

 $T_L = 217^\circ\text{C}$
 $T_p = 265^\circ\text{C}$
 $t_s = 60-180\text{s}$
 $T_{s\text{ max}} = 200^\circ\text{C}$
 $T_{s\text{ min}} = 150^\circ\text{C}$
 $T_L = 60-150\text{s}$
 $T_p = 20-40\text{s}$
 $T_{25^\circ\text{C to peak}} = 8\text{ min max}$

 Ramp up rate = 3°C/s max

 Ramp down rate = 6°C/s max

*RoHS Compliant

*Solder Paste SAC 305 Sn 96.5/Ag 3.0/Cu 0.5

*Silkscreen thickness: 0.15mm Min

2. MOISTURE SENSITIVE LEVEL:

2.1. Level: 1

2.2. Shelf Life: Unlimited

 2.3. Storage Condition: $\leq 30^\circ\text{C}/85\% \text{ RH}$