




DCM181320V Series



1. Features of DCM181320V Series :

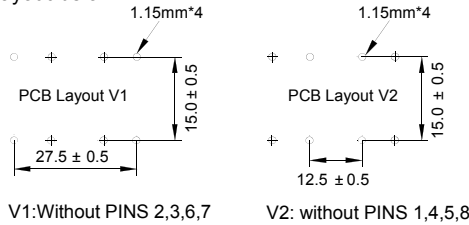
- 18.5×13.5mm Max.(L×W), 20.5mm Max. Height.
- Inductance range: 0.70mH~39.0mH, Custom values are welcomed.
- Ideally used as AC common mode noise filter for TV, VCR, switch mode power supply, inverter, industrial equipment, attenuation and control unit with better characteristics in low frequency band.
- Dielectric strength: 1500Vrms, winding to winding.
- UL Class B Compliant Common Mode Chokes.
- Two PCB Layouts (V1 & V2) for customer consideration.
- Operating temperature: -55 to +130°C. RoHS & HF compliant.



2. Electrical Characteristics of DCM181320V Series:

ITG Part Number	L (mH) ±30%	Irate (A) Max	DCR (Ω) Max	U _R (Vac) Max
DCM181320Vx-701NHF	0.7	5.0	0.027	250.0
DCM181320Vx-102NHF	1.0	2.5	0.055	250.0
DCM181320Vx-222NHF	2.2	2.0	0.090	250.0
DCM181320Vx-332NHF	3.3	1.5	0.140	250.0
DCM181320Vx-682NHF	6.8	1.2	0.280	250.0
DCM181320Vx-103NHF	10.0	0.7	0.500	250.0
DCM181320Vx-153NHF	15.0	0.5	0.780	250.0
DCM181320Vx-273NHF	27.0	0.4	1.200	250.0
DCM181320Vx-393NHF	39.0	0.3	1.700	250.0

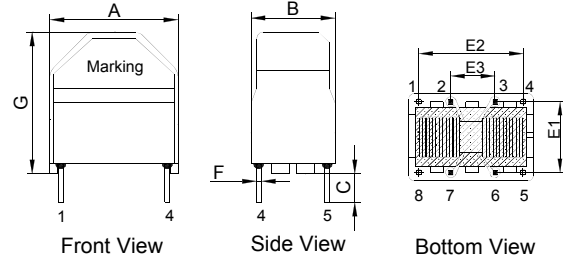
X – denotes PCB layout below



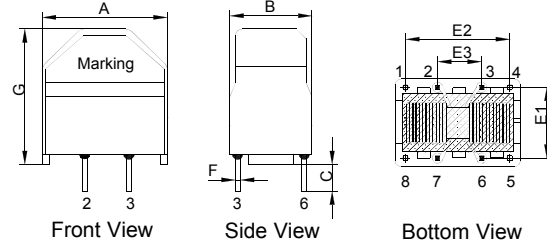
3. Mechanical Dimensions (unit:mm):

A Max	B Max	C ±0.5	E1 ±0.5	E2 ±0.5	E3 ±0.5	F Typical	G Max
18.50	13.50	3.00	10.00	15.00	5.00	0.64x0.64	20.50

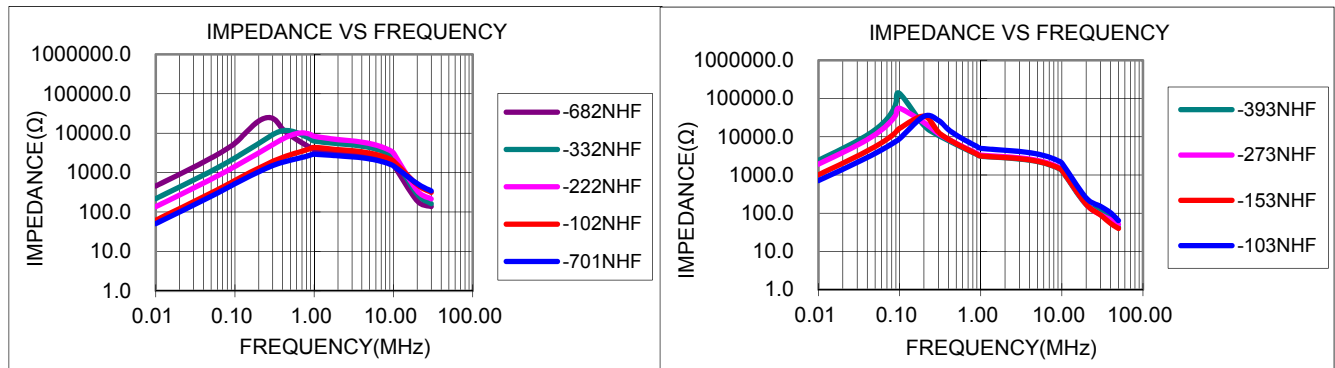
V1: Without PINS 2,3,6,7



V2: without PINS 1,4,5,8



4. Impedance vs Frequency Curve of DCM181320V Series:



Test Condition:

1. Open Circuit Inductance (OCL) measured at 10KHz, 0.05Vrms, 0 Amp at 25°C
2. Irate is defined as the applied current level that cause 35 °C temperature rise without force air flow
3. Impedance measures with both windings in parallel and at ambient temperature (25°C)

● New York 1 914 347 2474 ● Taipei 886 2 2698 8669 ● Kaohsiung 886 7 350 2275
 ● Japan 81 568 85 2830 ● Shenzhen 86 755 8418 6263 ● Shanghai 86 21 5424 5141 ● Hong Kong 852 9688 9767
 ● sales@ITG-Electronics.com ● www.ITG-Electronics.com Revision A: November 18, 2016

*Due to continuous product improvement, all specifications are subject to change without prior notice. Kindly contact an ITG field application engineer or a sales representative prior to purchase.