

CONSMA013.031-G

✓ ACTIVE

TE Internal #: L9000274-01  
SMA RF Interface, Plug, 50  $\Omega$ , Threaded, 0 – 18 GHz Operating Frequency, 1 Position, Printed Circuit Board, Board Mount, -65 – 165 °C [-85 – 329 °F]  
[View on TE.com >](#)



Connectors > RF Connectors > Coax Connectors



RF Interface: **SMA**  
RF Connector Style: **Plug**  
Impedance: **50  $\Omega$**   
RF Connector Coupling Mechanism: **Threaded**  
Operating Frequency: **0 – 18 GHz**

Features

Product Type Features

Connector Product Type	Connector Assembly
RF Interface	SMA
RF Connector Style	Plug
Sealable	No
Connector & Contact Terminates To	Printed Circuit Board

Configuration Features

PCB Mount Orientation	Edge
Number of Positions	1
Number of Coaxial Contacts	1

Electrical Characteristics

Impedance	50 $\Omega$
-----------	-------------

Body Features

Cable Connector Orientation	Straight
Body Material	Brass
Body Material Finish	Plated
Body Plating Material	Gold

Contact Features

RF Connector Center Contact Plating Material	Gold
--	------



RF Connector Center Contact Material	Brass
--------------------------------------	-------

Termination Features

Termination Method to Wire & Cable	Solder
------------------------------------	--------

Mechanical Attachment

RF Connector Coupling Mechanism	Threaded
Connector Mounting Type	Board Mount
RF Contact Captivation Method	Mechanical
Detent	Without

Usage Conditions

Operating Temperature Range	-65 – 165 °C[-85 – 329 °F]
-----------------------------	----------------------------

Operation/Application

Circuit Application	Signal
Operating Frequency	0 – 18 GHz

Packaging Features

Packaging Quantity	100
Packaging Method	Tray

Other

Dielectric Material	PTFE
---------------------	------

Product Compliance

For compliance documentation, visit the product page on TE.com>

EU RoHS Directive 2011/65/EU	Compliant with Exemptions
EU ELV Directive 2000/53/EC	Not Yet Reviewed
China RoHS 2 Directive MIIT Order No 32, 2016	Restricted Materials Above Threshold
EU REACH Regulation (EC) No. 1907/2006	Current ECHA Candidate List: JAN 2024 (240) Not Yet Reviewed
Halogen Content	Not Yet Reviewed for halogen content
Solder Process Capability	Not reviewed for solder process capability

Product Compliance Disclaimer

This information is provided based on reasonable inquiry of our suppliers and represents our current actual knowledge based on the information they provided. This information is subject to change. The part numbers that TE has identified as EU RoHS compliant have a maximum concentration of 0.1% by weight in homogenous materials for lead, hexavalent chromium, mercury, PBB, PBDE, DBP, BBP, DEHP, DIBP, and 0.01% for cadmium, or qualify for an exemption to these



limits as defined in the Annexes of Directive 2011/65/EU (RoHS2). Finished electrical and electronic equipment products will be CE marked as required by Directive 2011/65/EU. Components may not be CE marked. Additionally, the part numbers that TE has identified as EU ELV compliant have a maximum concentration of 0.1% by weight in homogenous materials for lead, hexavalent chromium, and mercury, and 0.01% for cadmium, or qualify for an exemption to these limits as defined in the Annexes of Directive 2000/53/EC (ELV). Regarding the REACH Regulations, TE’s information on SVHC in articles for this part number is still based on the European Chemical Agency (ECHA) ‘Guidance on requirements for substances in articles’(Version: 2, April 2011), applying the 0.1% weight on weight concentration threshold at the finished product level. TE is aware of the European Court of Justice ruling of September 10th, 2015 also known as O5A (Once An Article Always An Article) stating that, in case of ‘complex object’, the threshold for a SVHC must be applied to both the product as a whole and simultaneously to each of the articles forming part of its composition. TE has evaluated this ruling based on the new ECHA “Guidance on requirements for substances in articles” (June 2017, version 4.0) and will be updating its statements accordingly.

Compatible Parts

 <p>TE Part # CONSMA001-SMD SMA Jack 50 Ohm PCB Surface Mount</p>	 <p>TE Part # CONSMA001-SMD-G SMA Jack 50 Ohm PCB Surface Mount</p>	 <p>TE Part # CONSMA001-SMD-G-T SMA Jack 50 Ohm PCB Surface Mount</p>	 <p>TE Part # CONSMA002 SMA RA Jack 50 Ohm PCB Through Hole</p>
 <p>TE Part # CONSMA002-G SMA Jack 50 Ohm PCB Through Hole</p>	 <p>TE Part # CONSMA002-L SMA Jack 50 Ohm PCB Through Hole</p>	 <p>TE Part # CONSMA002-SMD SMA Jack 50 Ohm PCB Surface Mount</p>	 <p>TE Part # CONSMA002-SMD-G-T SMA Jack 50 Ohm PCB Surface Mount</p>
 <p>TE Part # L9000261-01 SMA Jack 50 Ohm .031 PCB Edge Mount</p>	 <p>TE Part # L9000262-01 SMA Jack 50 Ohm .031 PCB Edge Mount</p>	 <p>TE Part # L9000263-01 SMA Jack 50 Ohm .031 PCB Edge Mount</p>	 <p>TE Part # L9000264-01 SMA Jack 50 Ohm .031 PCB Edge Mount</p>
 <p>TE Part # L9000266-01 SMA Jack 50 Ohm .062 PCB Edge Mount</p>	 <p>TE Part # L9000267-01 SMA Jack 50 Ohm .062 PCB Edge Mount gold</p>	 <p>TE Part # L9000268-01 SMA Jack 50 Ohm .062 PCB Edge Mount</p>	 <p>TE Part # L9000269-01 SMA Jack 50 Ohm .062 PCB Edge Mount</p>





TE Part # CONSMA005  
SMA Jack 50 Ohm Cable Crimp



TE Part # CONSMA005-R178  
SMA Jack 50 Ohm Cable Crimp




TE Part # CONSMA005-R58  
SMA Jack 50 Ohm Cable Crimp



TE Part # L9000271-01  
SMA Jack 50 Ohm .062 PCB Edge Mount


Customers Also Bought



TE Part #980286-000  
242W042-25-0



TE Part #1-1879453-5  
TE 1000W 15R 5% Bracket



TE Part #2176430-6  
MPT35 R68 5%



TE Part #CJ8360-000  
S200-2-W2-22-9



TE Part #CJ8361-000  
S200-3-W2-22-9



TE Part #CONMCX001-SMD  
MCX Jack 50 Ohm PCB Surface Mount




TE Part #CONSMA002-L  
SMA Jack 50 Ohm PCB Through Hole



TE Part #L9000276-01  
SMA Plug 50 Ohm .062 PCB Edge Mount



TE Part #L9000277-01  
SMA Jack 50 Ohm .031 PCB Edge Mount



TE Part #8-55848-2  
22-18 PRE-INSUL SEALED TERM R

Documents

CAD Files

3D PDF

3D

Customer View Model

ENG\_CVM\_CVM\_L9000274-01\_A.3d\_igs.zip

English

Customer View Model

ENG\_CVM\_CVM\_L9000274-01\_A.3d\_stp.zip

English



Customer View Model

[ENG\\_CVM\\_CVM\\_L9000274-01\\_A.2d\\_dxf.zip](#)

English

By downloading the CAD file I accept and agree to the [Terms and Conditions](#) of use.

Datasheets & Catalog Pages

[SMA MALE EDGE MOUNT FOR 0.031INCH BOARD](#)

English