


5222420-1 ✓ ACTIVE



TE Internal #: 5222420-1
BNC RF Interface, Jack, 50 Ω , Bayonet, 4 GHz Operating
Frequency, Cable-to-Board, 1 Position, Printed Circuit Board, Panel
Mount

[View on TE.com >](#)

Connectors > RF Connectors > Coax Connectors > BNC Vertical Jack RF Connector, 50 Ohm, Bayonet Coupling Mechanism



RF Interface: **BNC**

RF Connector Style: **Jack**

RF Connector Mated Outer Diameter (Approximate): **14.53 mm [.572 in]**

Impedance: **50 Ω**

RF Connector Coupling Mechanism: **Bayonet**

[All BNC Vertical Jack RF Connector, 50 Ohm, Bayonet Coupling Mechanism \(30\)](#)

Features

Product Type Features

RF Interface	BNC
RF Connector Style	Jack
Connector System	Cable-to-Board
Sealable	No
Connector & Contact Terminates To	Printed Circuit Board

Configuration Features

PCB Mount Orientation	Vertical
Number of Positions	1
Number of Coaxial Contacts	1

Electrical Characteristics

Impedance	50 Ω
-----------	-------------

Body Features

Body Material	Brass
---------------	-------



Body Plating Material	Nickel
-----------------------	--------

Contact Features

RF Connector Center Contact Underplating Material	Copper, Nickel
---	----------------

5080 μin

RF Connector Center Contact Plating Material	Silver
--	--------

RF Connector Center Contact Material	Phosphor Bronze
--------------------------------------	-----------------

Termination Features

Termination Post & Tail Length	4.45 mm[.175 in]
--------------------------------	------------------

Termination Method to Printed Circuit Board	Through Hole - Solder
---	-----------------------

Mechanical Attachment

PCB Mount Retention	Without
---------------------	---------

RF Connector Coupling Mechanism	Bayonet
---------------------------------	---------

Connector Mounting Type	Panel Mount
-------------------------	-------------

RF Contact Captivation Method	Mechanical
-------------------------------	------------

Detent	With
--------	------

Dimensions

Profile Height from PCB	16.64 mm[.655 in]
-------------------------	-------------------

RF Connector Mated Outer Diameter (Approximate)	14.53 mm[.572 in]
---	-------------------

Usage Conditions

Insulation Option	Uninsulated
-------------------	-------------

Operating Temperature Range	-55 - 85 °C[-67 - 185 °F]
-----------------------------	---------------------------

Operation/Application

Operating Frequency	4 GHz
---------------------	-------

Packaging Features

Packaging Method	Tray
------------------	------

Other

Grade	Commercial
-------	------------

Dielectric Material	VALOX
---------------------	-------

Product Compliance

[For compliance documentation, visit the product page on TE.com>](#)





EU RoHS Directive 2011/65/EU	Compliant with Exemptions
EU ELV Directive 2000/53/EC	Compliant with Exemptions
China RoHS 2 Directive MIIT Order No 32, 2016	Restricted Materials Above Threshold
EU REACH Regulation (EC) No. 1907/2006	<p>Current ECHA Candidate List: JAN 2024 (240)</p> <p>Candidate List Declared Against: JAN 2024 (240)</p> <p>SVHC > Threshold: Pb (4% in Component Part)</p> <p>Article Safe Usage Statements: Do not eat, drink or smoke when using this product. Wash thoroughly after handling. Recycle if possible and dispose of the article by following all applicable governmental regulations relevant to your geographic location.</p>
Halogen Content	Not Low Halogen - contains Br or Cl > 900 ppm.
Solder Process Capability	Wave solder capable to 265°C

Product Compliance Disclaimer

This information is provided based on reasonable inquiry of our suppliers and represents our current actual knowledge based on the information they provided. This information is subject to change. The part numbers that TE has identified as EU RoHS compliant have a maximum concentration of 0.1% by weight in homogenous materials for lead, hexavalent chromium, mercury, PBB, PBDE, DBP, BBP, DEHP, DIBP, and 0.01% for cadmium, or qualify for an exemption to these limits as defined in the Annexes of Directive 2011/65/EU (RoHS2). Finished electrical and electronic equipment products will be CE marked as required by Directive 2011/65/EU. Components may not be CE marked. Additionally, the part numbers that TE has identified as EU ELV compliant have a maximum concentration of 0.1% by weight in homogenous materials for lead, hexavalent chromium, and mercury, and 0.01% for cadmium, or qualify for an exemption to these limits as defined in the Annexes of Directive 2000/53/EC (ELV). Regarding the REACH Regulation, the information TE provides on SVHC in articles for this part number is based on the latest European Chemicals Agency (ECHA) 'Guidance on requirements for substances in articles' posted at this URL: <https://echa.europa.eu/guidance-documents/guidance-on-reach>

Compatible Parts

 <p>TE Part # 1-5227079-6 COMM BNC PLUG</p>	 <p>TE Part # 1-5221128-7 PLUG,COMMERCIAL BNC</p>	 <p>TE Part # CAT-076-BNCJK4GMG BNC RF Connector Jack Kit, 50 Ohm, 4 Ghz, Military Grade</p>	 <p>TE Part # CAT-076-BNCPK4GMG BNC RF Connector: Plug Kit, Straight, 4 GHz, Military Grade</p>
 <p>TE Part # 5225395-1 BNC PLUG DUAL CRIMP RG58,A,B,C</p>	 <p>TE Part # 5227079-5 COMM BNC PLUG</p>	 <p>TE Part # 5225398-7 BNC DUAL CRIMP JACJ</p>	 <p>TE Part # 1-5225398-5 DUAL CRIMP BNC BLKHD JACK</p>

 <p>TE Part # 5225395-6 BNC PLUG DUAL CP RG142</p>	 <p>TE Part # 5227079-6 COMM. BNC-PLUG</p>	 <p>TE Part # 8-5227079-2 COMM BNC PLUG</p>	 <p>TE Part # 1-5227079-1 COMM BNC PLUG</p>
 <p>TE Part # 2-5330061-1 BNC PLUG</p>	 <p>TE Part # 228979-7 JACK,COML,SERIES BNC,GOLD PL</p>	 <p>TE Part # 413779-3 COML BNC,50 OHM, HEX CRIMP</p>	 <p>TE Part # 5225395-8 BNC PLUG DUAL CRIMP RG179, 187</p>
 <p>TE Part # 5225396-7 BNC JACK DUAL CP RG174,188</p>	 <p>TE Part # 5225398-1 BNC DUAL CRIMP RG58, A,B,C</p>	 <p>TE Part # 5330876 BNC PLUG</p>	 <p>TE Part # 228979-6 JACK,COML,SERIES BNC,GOLD PL</p>

Customers Also Bought

 <p>TE Part # 5747299-8 15 RCPT SP/FMS INSRT</p>	 <p>TE Part # 3-338313-2 9P.HDP20 REC. ASSY</p>	 <p>TE Part # 3-106505-2 9P.HDP20 REC.ASSY.</p>	 <p>TE Part # 2-1462039-7 IM22GR=IM RELAY 50mW 4.5V</p>
 <p>TE Part # 194009-1 PIN ASSY..070</p>	 <p>TE Part # 643407-1 06P UMNL PIN HDR ASSY POL NATL</p>	 <p>TE Part # 5569284-1 MJ,TE,8P</p>	 <p>TE Part # 4-2176307-4 RP 1E 0.1W 34K8 0.1% 25PPM 5K RL</p>



Documents

Product Drawings

JACK, VERT, PCB, COML BNC

English

CAD Files

3D PDF

English

Customer View Model

[ENG_CVM_5222420-1_A.2d_dxf.zip](#)

English

Customer View Model

[ENG_CVM_5222420-1_A.3d_igs.zip](#)

English

Customer View Model

[ENG_CVM_5222420-1_A.3d_stp.zip](#)

English

By downloading the CAD file I accept and agree to the [Terms and Conditions](#) of use.

Datasheets & Catalog Pages

BNC Connectors

English

Product Specifications

Product Specification

English

Product Specification

English

Instruction Sheets

Instruction Sheet (U.S.)

English