



Connectors > RF Connectors > Coax Connectors



RF Interface: **N Type**

RF Connector Style: **Plug**

RF Connector Mated Outer Diameter (Approximate): **21 mm [ .827 in ]**

Impedance: **50 Ω**

Compatible With RF Cable Type: **RG 393**

Features

Product Type Features

Connector Seal & Plug Type	Interfacial Seal
RF Interface	N Type
RF Connector Style	Plug
Compatible With RF Cable Type	RG 393
Sealable	Yes
Connector & Contact Terminates To	Wire & Cable

Configuration Features

Number of Positions	1
Number of Coaxial Contacts	1

Electrical Characteristics

Impedance	50 Ω
-----------	------

Body Features

Cable Connector Orientation	Straight
Body Material	Brass
Body Material Finish	Plated
Body Plating Material	Silver

Contact Features

RF Connector Center Contact Underplating Material	Nickel
RF Connector Contact Configuration	Not Captivated



Crimp Type	Dual
RF Connector Center Contact Plating Material	Gold
RF Connector Center Contact Material	Brass

Termination Features

Termination Method to Wire & Cable	Crimp
------------------------------------	-------

Mechanical Attachment

RF Connector Coupling Mechanism	Threaded
Connector Mounting Type	Cable Mount (Free-Hanging)
RF Contact Captivation Method	Mechanical

Dimensions

RF Connector Mated Outer Diameter (Approximate)	21 mm[.827 in]
---	----------------

Usage Conditions

Operating Temperature Range	-65 – 165 °C[-85 – 329 °F]
-----------------------------	----------------------------

Operation/Application

Operating Frequency	11 GHz
---------------------	--------

Packaging Features

Packaging Method	Carton
------------------	--------

Other

Grade	Military
Dielectric Material	PTFE

Product Compliance

For compliance documentation, visit the product page on TE.com>

EU RoHS Directive 2011/65/EU	Compliant with Exemptions
EU ELV Directive 2000/53/EC	Compliant with Exemptions
China RoHS 2 Directive MIIT Order No 32, 2016	Restricted Materials Above Threshold
EU REACH Regulation (EC) No. 1907/2006	Current ECHA Candidate List: JAN 2024 (240) Candidate List Declared Against: JAN 2024 (240) SVHC > Threshold: Pb (4% in Contact/Component) <b>Article Safe Usage Statements:</b> Do not eat, drink or smoke when using this product. Wash thoroughly after handling. Recycle if possible and dispose of the article by following all applicable governmental regulations relevant to your geographic location.




Halogen Content	Not Yet Reviewed for halogen content
Solder Process Capability	Not applicable for solder process capability

Product Compliance Disclaimer

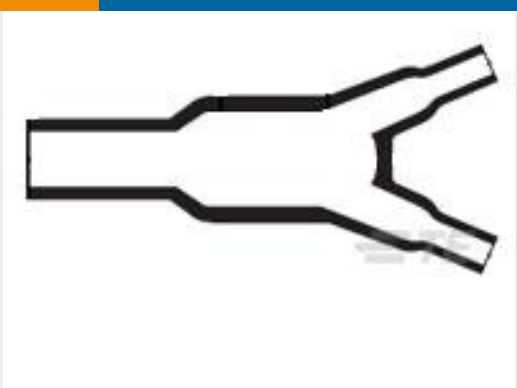
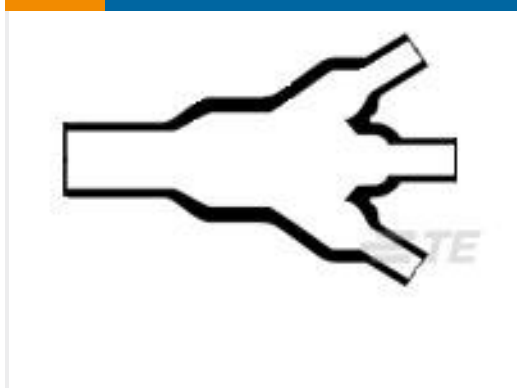

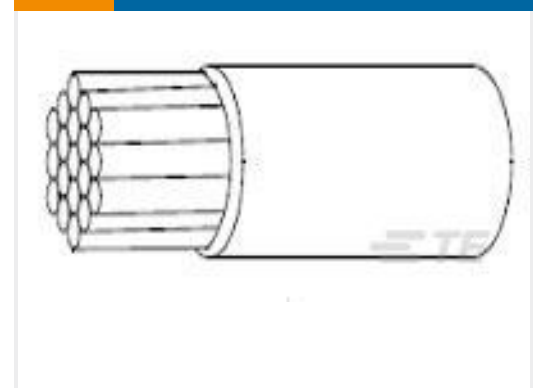




This information is provided based on reasonable inquiry of our suppliers and represents our current actual knowledge based on the information they provided. This information is subject to change. The part numbers that TE has identified as EU RoHS compliant have a maximum concentration of 0.1% by weight in homogenous materials for lead, hexavalent chromium, mercury, PBB, PBDE, DBP, BBP, DEHP, DIBP, and 0.01% for cadmium, or qualify for an exemption to these limits as defined in the Annexes of Directive 2011/65/EU (RoHS2). Finished electrical and electronic equipment products will be CE marked as required by Directive 2011/65/EU. Components may not be CE marked. Additionally, the part numbers that TE has identified as EU ELV compliant have a maximum concentration of 0.1% by weight in homogenous materials for lead, hexavalent chromium, and mercury, and 0.01% for cadmium, or qualify for an exemption to these limits as defined in the Annexes of Directive 2000/53/EC (ELV). Regarding the REACH Regulation, the information TE provides on SVHC in articles for this part number is based on the latest European Chemicals Agency (ECHA) ‘Guidance on requirements for substances in articles’ posted at this URL: <https://echa.europa.eu/guidance-documents/guidance-on-reach>

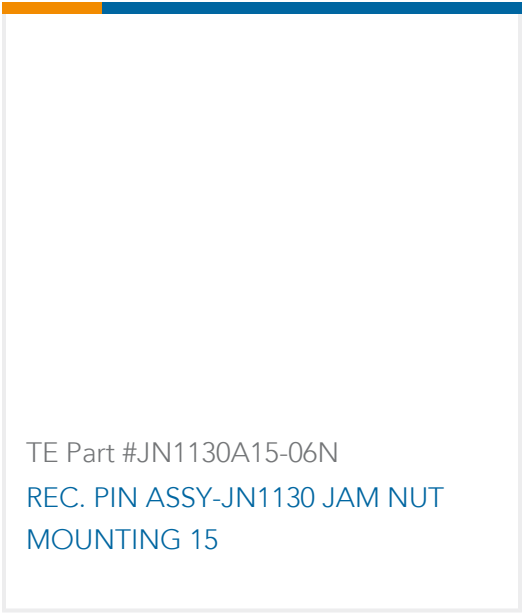
Also in the Series | AMP N Series



Coax Connectors(7)

Customers Also Bought

 <p>TE Part #820193-000 382A034-25-0</p>	 <p>TE Part #820121-000 462A046-25-0</p>	 <p>TE Part #YDTS26W23-35PNV001 PLUG ASSY</p>	 <p>TE Part #216113-001 22759/32-20-9</p>
 <p>TE Part #ZPF000000000018171 FDBA 50-14-19 SN-K-A499</p>	 <p>TE Part #JN1130C OPTICAL CONTACT MC5 2.5MM DIA CABLE EFA.</p>	 <p>TE Part #CJ6400-000 202K153-25/225-CS-2065-0</p>	 <p>TE Part #JN1003H16-35PA-1 CONN BOX MTG #16</p>



Documents

Product Drawings

SERIES N PLUG W/PROOF

English

CAD Files

Customer View Model

ENG\_CVM\_CVM\_1-225092-1\_AA.2d\_dxf.zip

English

3D PDF

3D

Customer View Model

ENG\_CVM\_CVM\_1-225092-1\_AA.3d\_igs.zip

English

Customer View Model

ENG\_CVM\_CVM\_1-225092-1\_AA.3d\_stp.zip

English

By downloading the CAD file I accept and agree to the [Terms and Conditions](#) of use.

Datasheets & Catalog Pages

DEUTSCH MIL-DTL-38999 CIRCULAR CONNECTORS

English

Instruction Sheets

Instruction Sheet (U.S.)

English