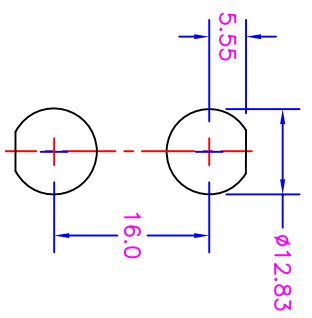
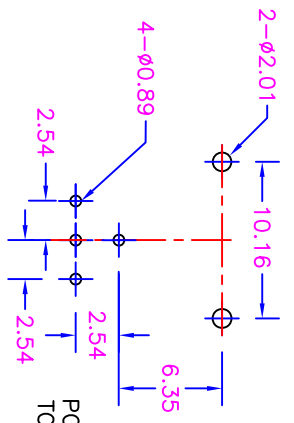
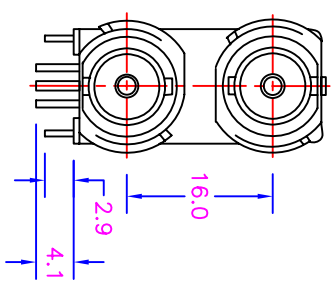
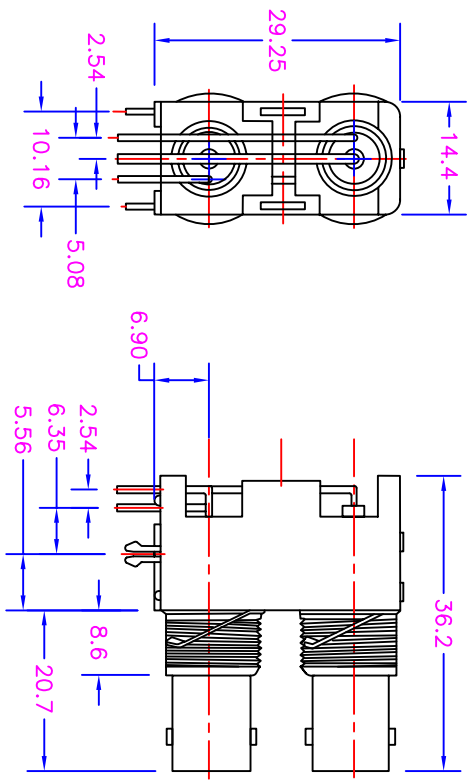
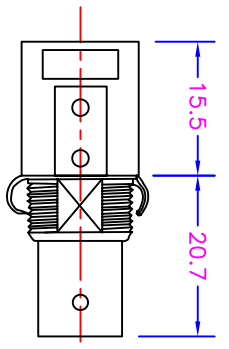


ROHS COMPLIANT

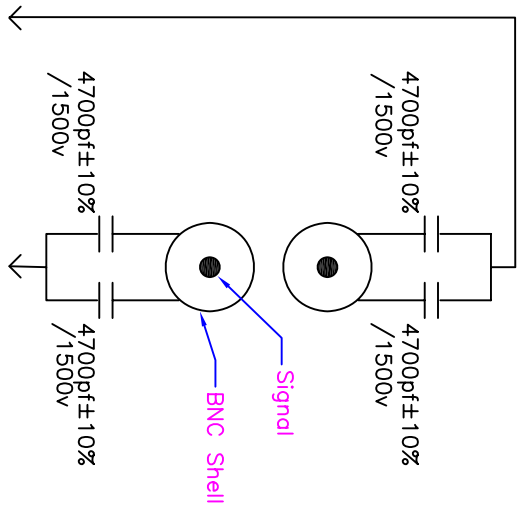


Tol.: ±0.4mm UNIT: mm

REV	ECO NO.	DATE	BY	APP'D
B	add data capacitor's voltage PER ECO 002	10/01/07	KL	
C	Insulator material UL 94V-0 PER ECO 003	6/16/11	KL	

SPECIFICATIONS

MECHANICAL:
 CONNECTOR SHELL: NICKEL PLATING OVER ZINC ALLOY
 CENTER CONTACT: GOLD PLATING OVER PHOSPHOR BRONZE AT CONTACT AREA
 INNER INSULATOR: POLYPROPYLENE UL 94V-0
 HOUSING: PBT+30%GLASS FIBER UL 94V-0
 MOUNTING POST: TIN PLATING OVER BRASS
 GROUNDING TERMINAL: TIN PLATING OVER COPPER WIRE
 RETANTION POST: NICKEL PLATING OVER BRASS
 SPRING WASHER: NICKEL PLATING OVER BRASS
 CERAMIC CHIP CAPACITOR: 4700PICO FARAD±10%
 MATING/UNMATING: 500 CYCLES
 ELECTRICAL:
 NORMAL IMPEDANCE: 75 OHMS
 FREQUENCY RANGE: 0~1 GHZ
 CONTACT RESISTANCE: 3.0 Milliohms Max.(Gold)
 OPERATING VOLTAGE: 500 V_{RMS}
 DIELECTRIC WITHSTANDING VOLTAGE: 1500 V_{dc}
 INSULATION RESISTANCE: 5000 MegOHMS Min.
 TEMPERATURE RANGE: -65°C - +165°C



CONFIDENTIAL

© Copyright 2006 Regal Electronics, Inc.
 This drawing is the property of Regal Electronics and contains confidential information, trade secret information and/or know-how which is the property of Regal Electronics. By accepting this drawing, the recipient agrees not to provide, or otherwise make available, the drawing or any information or know-how embodied therein, to any third party without prior written authorization.

DRAWN: KIM	DATE: 9/07/06	TITLE: DUAL PORT RIGHT ANGLE PCB MOUNT BNC CONNECTOR with CAPACITOR
CHECKED:	DATE:	SIZE: B
ENGINEER:	DATE:	DRAWING NO: BNC31202FHBV75R
APPROVED:	DATE:	SCALE: NONE
APPROVED:	DATE:	SHEET 1 OF 1
APPROVED:	DATE:	REV C



C-BNC31202FHBV75R