



## TNC Female Bulkhead Mount Connector Clamp/ Solder Attachment for PE-P160LL

### RF Connectors Technical Data Sheet

PE45444

#### Configuration

- TNC Female Connector
- 50 Ohms
- Straight Body Geometry
- PE-P160LL Interface Type
- Clamp/Solder Attachment
- Bulkhead

#### Features

- Max. Operating Frequency 18 GHz
- Excellent VSWR of 1.16:1
- Gold Plated Beryllium Copper Contact
- Contact plating according to ASTM-B488

#### Applications

- General Purpose Test
- Rack and Panel Mount Applications
- Custom Cable Assemblies

#### Description

Pasternack's PE45444 TNC female bulkhead connector with clamp/solder attachment for PE-P160LL is part of our full line of RF components available for same-day shipping. Our TNC female connector operates up to a maximum frequency of 18 GHz and offers excellent VSWR of 1.16:1. This TNC bulkhead connector allows designers to create external connections on their product enclosures, and can be used in a variety of other rack mount and panel mount applications.

Our TNC female bulkhead connector PE45444 datasheet specifications and drawing with dimensions are shown below in this PDF. Pasternack's broad catalog of RF, microwave and millimeter wave connectors allows designers to configure and customize their signal connections however they like. Whether the need is to provide an I/O for a board design, or simply create a custom cable assembly configuration, Pasternack has the right connector for the job. Pasternack can also expertly build your custom cable assemblies for you and ship same-day.

#### Electrical Specifications

Description	Minimum	Typical	Maximum	Units
Frequency Range	DC		18	GHz
VSWR			1.16:1	
Dielectric Withstanding Voltage (AC)			1,500	Vrms

Electrical Specification Notes:  
Insertion Loss is 0.04\*SQRT(Freq GHz)

Click the following link (or enter part number in "SEARCH" on website) to obtain additional part information including price, inventory and certifications: [TNC Female Bulkhead Mount Connector Clamp/Solder Attachment for PE-P160LL PE45444](#)



## TNC Female Bulkhead Mount Connector Clamp/ Solder Attachment for PE-P160LL

### RF Connectors Technical Data Sheet

PE45444

#### Material Specifications

Description	Material	Plating
Contact	Beryllium Copper	Gold ASTM-B488
Insulation	PTFE	
Outer Conductor	Passivated Stainless Steel	
Body	Passivated Stainless Steel	
Coupling Nut	Passivated Stainless Steel	
Crimp Sleeve	Brass	Gold ASTM-B488
O-Ring	Silicone Rubber	

#### Environmental Specifications

##### Temperature

Operating Range -65 to +165 deg C

**Compliance Certifications** (see [product page](#) for current document)

#### Plotted and Other Data

Notes:

Click the following link (or enter part number in "SEARCH" on website) to obtain additional part information including price, inventory and certifications: [TNC Female Bulkhead Mount Connector Clamp/Solder Attachment for PE-P160LL PE45444](#)



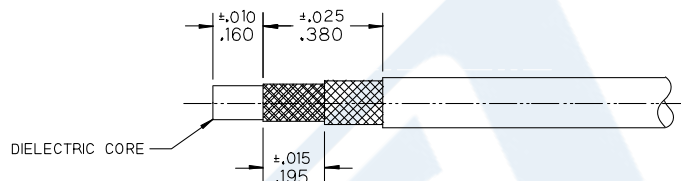
## TNC Female Bulkhead Mount Connector Clamp/ Solder Attachment for PE-P160LL

### RF Connectors Technical Data Sheet

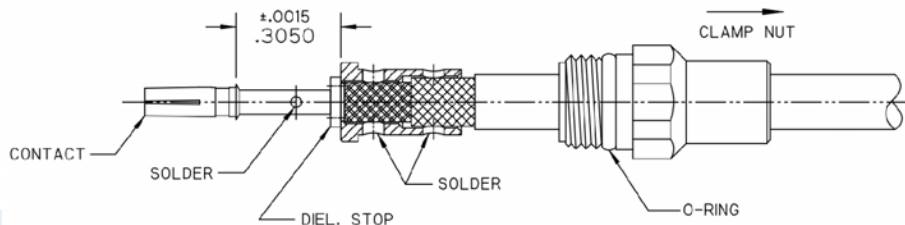
PE45444

#### Assembly Instruction

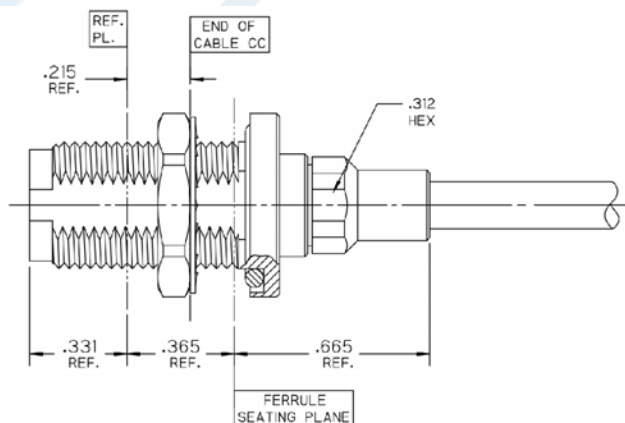
1. TRIM CABLE TO EXPOSE DIELECTRIC AND BRAIDS AS SHOWN.



2.
  - A. INSTALL O-RING ONTO CLAMP NUT OVER CABLE IN ORIENTATION SHOWN.
  - B. INSERT CABLE INTO SOLDER FERRULE UNTIL INNER BRAID IS SEATED THEN SOLDER CABLE BRAIDS TO FERRULE WHERE SHOWN.
  - C. TRIM CABLE DIELECTRIC FLUSH WITH FACE OF SOLDER FERRULE.
  - D. SLIDE DIELECTRIC STOP OVER CABLE CENTER CONDUCTOR AND SOLDER CONTACT FLUSH TO STOP TO DIMENSION SHOWN.



3. INSERT CABLE/ CONTACT SUB-ASSEMBLY UNTIL SEATED AND TIGHTEN CLAMP NUT TO 25-35 IN-LBS.



Click the following link (or enter part number in "SEARCH" on website) to obtain additional part information including price, inventory and certifications: [TNC Female Bulkhead Mount Connector Clamp/Solder Attachment for PE-P160LL PE45444](#)



## TNC Female Bulkhead Mount Connector Clamp/ Solder Attachment for PE-P160LL

### RF Connectors Technical Data Sheet

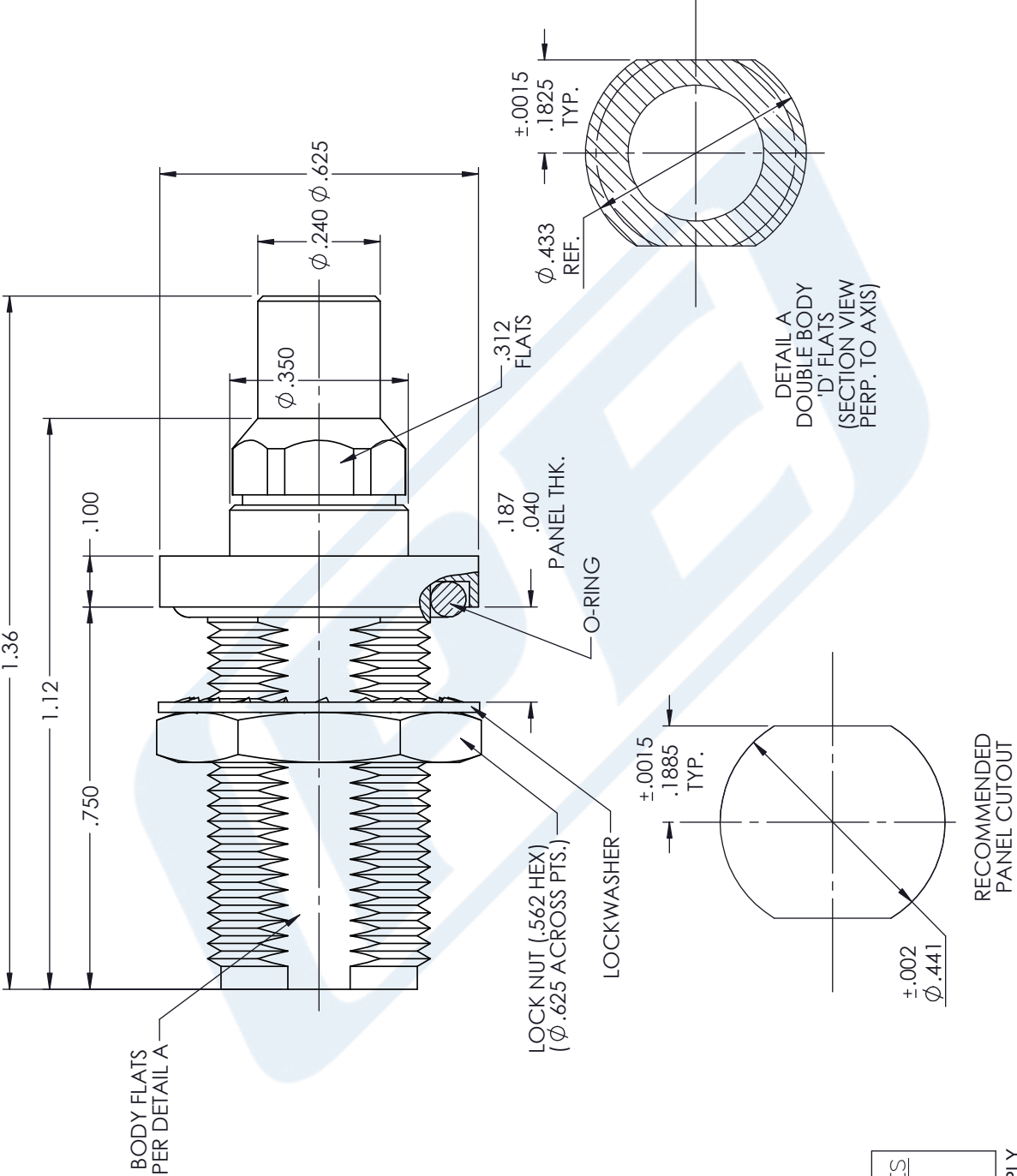
PE45444

TNC Female Bulkhead Mount Connector Clamp/Solder Attachment for PE-P160LL from Pasternack Enterprises has same day shipment for domestic and International orders. Our RF, microwave and millimeter wave products maintain a 99.4% availability and are part of the broadest selection in the industry.

Click the following link (or enter part number in "SEARCH" on website) to obtain additional part information including price, inventory and certifications: [TNC Female Bulkhead Mount Connector Clamp/Solder Attachment for PE-P160LL PE45444](https://www.pasternack.com/tnc-female-pe-p160ll-connector-pe45444-p.aspx)

URL: <https://www.pasternack.com/tnc-female-pe-p160ll-connector-pe45444-p.aspx>

The information contained in this document is accurate to the best of our knowledge and representative of the part described herein. It may be necessary to make modifications to the part and/or the documentation of the part, in order to implement improvements. Pasternack reserves the right to make such changes as required. Unless otherwise stated, all specifications are nominal. Pasternack does not make any representation or warranty regarding the suitability of the part described herein for any particular purpose, and Pasternack does not assume any liability arising out of the use of any part or documentation.



STANDARD TOLERANCES	
.X	±0.2
.XX	±0.01
.XXX	±0.005

\*STANDARD TOLERANCES APPLY  
ONLY TO DIMENSIONS IN INCHES

NOTES:  
1. UNLESS OTHERWISE SPECIFIED ALL DIMENSIONS ARE NOMINAL.  
2. ALL SPECIFICATIONS ARE SUBJECT TO CHANGE WITHOUT NOTICE AT ANY TIME.  
3. DIMENSIONS ARE IN INCHES [mm].

DWG TITLE  
PE45444

**PE PASTERNAK®**  
THE ENGINEER'S RF SOURCE

Pasternack Enterprises, Inc.  
P.O. Box 16759 | Irvine | CA | 92623

Phone: (949) 261-1920 | Fax: (949) 261-7451  
Website: www.pasternack.com | E-Mail: sales@pasternack.com

CAD FILE  
01/11/18

CAGE CODE  
53919

SCALE  
N/A

SIZE  
A

GF0006